

---

**Report to: Audit and Scrutiny Committee**

---

**Date of Meeting: 17 April 2025**

---

**Subject: Fire Performance Report – Annual (1<sup>st</sup> Apr – 31<sup>st</sup> Mar) 2024/25**

---

**Report by: Local Senior Officer, Clackmannanshire, Fife and Stirling  
LSO Area**

---

## **1.0 Purpose**

- 1.1. The purpose of this report is to provide committee with:
- 1.2. An overview of the year performance of the Scottish Fire and Rescue Service (SFRS) in Clackmannanshire covering the period 1st April 2024 to 31st March 2025. The report (Appendix One) is based on performance against objectives and targets set out in the Local Fire and Rescue Plan for Clackmannanshire. Performance indicators are detailed in the summary report.
- 1.3. SFRS are pleased to introduce a new report template which provides the committee with additional information relating to the local area. This report is an interim 12 month report which will be updated and brought back to the committee later in 2025 once the data is ratified (Q4 data).

## **2.0 Recommendations**

- 2.1. It is recommended that committee note and scrutinise the report as appropriate.

## **3.0 Considerations**

- 3.1. A number of significant trends are worth highlighting.
- 3.2. There have been 3 fire related fatalities and 15 fire casualties in the reporting period.
- 3.3. Each Fire fatality is fully investigated by dedicated Fire Investigation officers along with police Scotland. Findings from these investigations are used to support future Community Safety initiatives and interventions.
- 3.4. The SFRS deliver Seasonal Thematic Action Plans from 1st April 2024 to 31st March 2025. Targets include reducing accidental dwelling fires, reducing fire fatalities and casualties, reducing deliberate fire setting, reducing the number of outdoor fires, and reducing fire related anti-social behaviour.

3.5. There were 37 Accidental Dwelling Fires (ADF), a decrease when compared with the same period the previous year. The cause of these fires has predominantly been cooking related activities which in Scotland is the number one cause of fires in the home. This will continue to be a focus of our on-going prevention work.

3.6. Work continues to identify and support vulnerable people in Clackmannanshire, through the Home Fire Safety Visit (HFSV) Programme and fire safety referrals through multi-agency activity. The quantity and quality of referrals from partners allow the service to target resources within Clackmannanshire, with the aim of reducing the number of accidental dwelling fires and casualties from these fires in the long term.

During the reporting period, local operational crews and the Community Action Team carried out 351 HFSV's. 113 of these HFSV's were for those deemed as High risk within our communities.

3.7. A Youth Volunteer scheme continues to be a success at Alloa station and will become a pivotal part of youth engagement within the Clackmannanshire area.

3.8. There were 83 deliberate fires recorded during the reporting period. This continues to be an area of focus for the SFRS and partners to reduce instances of fire and anti-social behaviour within the Local Authority area.

3.9. The number of Unwanted Fire Alarm Signals during the reporting period was 70. This is a significant reduction of previous reporting years. We continue to monitor all UFAS activity and have introduced a new approach to responding to UFAS incidents. SFRS continue to work with duty holders to discuss the implications of UFAS and identify where improvements can be made. We are also informing duty holders of the latest fire detection technology available which has a proven record in reducing unwanted signals.

#### **4.0 Sustainability Implications**

4.1. None.

#### **5.0 Resource Implications**

##### *5.1. Financial Details*

5.2. The full financial implications of the recommendations are set out in the report. This includes a reference to full life cycle costs where appropriate. Yes

5.3. Finance have been consulted and have agreed the financial implications as set out in the report. Yes

##### *5.4. Staffing*

## 6.0 Exempt Reports

6.1. Is this report exempt? Yes  (please detail the reasons for exemption below) No

## 7.0 Declarations

The recommendations contained within this report support or implement our Corporate Priorities and Council Policies.

### (1) Our Priorities

Clackmannanshire will be attractive to businesses & people and ensure fair opportunities for all

Our families; children and young people will have the best possible start in life

Women and girls will be confident and aspirational, and achieve their full potential

Our communities will be resilient and empowered so that they can thrive and flourish

### (2) Council Policies

Complies with relevant Council Policies

## 8.0 Equalities Impact

8.1 Have you undertaken the required equalities impact assessment to ensure that no groups are adversely affected by the recommendations?

Yes  No

## 9.0 Legality

9.1 It has been confirmed that in adopting the recommendations contained in this report, the Council is acting within its legal powers. Yes

## 10.0 Appendices

10.1 Please list any appendices attached to this report. If there are no appendices, please state "none".

Appendix One – Local Authority Scrutiny Report 2024-25

## 11.0 Background Papers

11.1 Have you used other documents to compile your report? (All documents must be kept available by the author for public inspection for four years from the date of meeting at which the report is considered)

Yes  (please list the documents below) No

**Author(s)**

<b>NAME</b>	<b>DESIGNATION</b>	<b>TEL NO / EXTENSION</b>
Des Donnelly	Group Commander for Stirling-Clackmannanshire- Fife LSO Area	07970 968483



## Clackmannanshire

**2024-25**

## Scrutiny Report



**SCOTTISH**  
**FIRE AND RESCUE SERVICE**

Working together for a safer Scotland

**Working together  
for a safer Scotland**

	∨
	∨
	∨

# Clackmannanshire

**2024-25**

## Scrutiny Report

### Contents









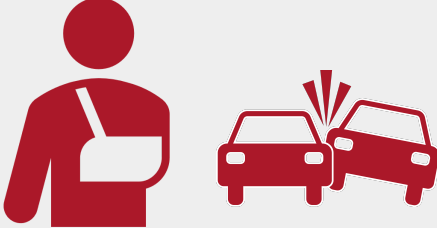



1	Summary	Page 3
2	Trends	Page 4
3	Accidental Dwelling Fires (ADFs)	Page 5
4	Accidental Dwelling Fire Casualties	Page 6
5	Special Service Casualties	Page 7
6	Deliberate Fires	Page 8
7	Non-Domestic Fires	Page 9
8	Unwanted Fire Alarm Signals (UFAS)	Page 10
9	Road Traffic Collisions (RTCs)	Page 11
10	Home Fire Safety Visits (HFSVs)	Page 12
11	Fire Safety Enforcement	Page 12
12	Community Safety & Engagement	Page 13
13	Glossary of Terms	Page 14

### About the statistics within this report

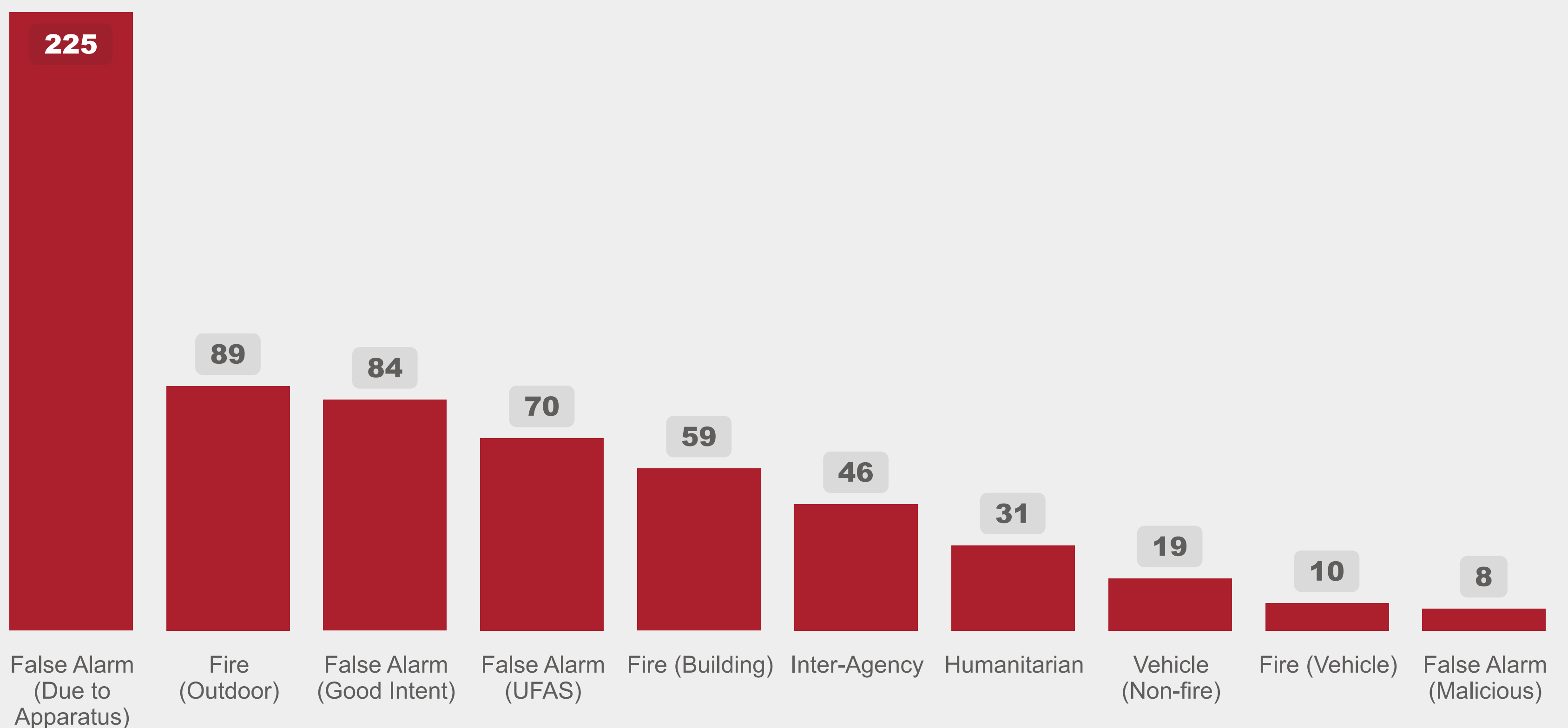
The activity totals and other statistics quoted within this report are published in the interests of transparency and openness. They are provisional in nature and subject to change as a result of ongoing quality assurance and review. Because all statistics quoted are provisional there may be a difference in the period totals quoted in our reports after local publication which result from revisions or additions to the data in our systems. The Scottish Government publishes official statistics each year which allow for comparisons to be made over longer periods of time.

# 1. Summary

2024-25

 <b>666</b> Total Incidents (Incl. Incompletes)	 <b>158</b> Fires	 <b>116</b> Non-Fire Incidents	 <b>387</b> False Alarms	 <b>70</b> UFAS
 <b>34</b> People Rescued by Firefighters	 <b>17</b> People Receiving First Aid or Hospital Treatment (Fires)	 <b>3</b> Fire Fatalities	 <b>14</b> People Receiving First Aid or Hospital Treatment (Non-Fire)	 <b>4</b> Non-Fire Fatalities
 <b>351</b> Home Fire Safety Visits	 <b>46</b> Fire Safety Audits			

## Top 10 Incident Types

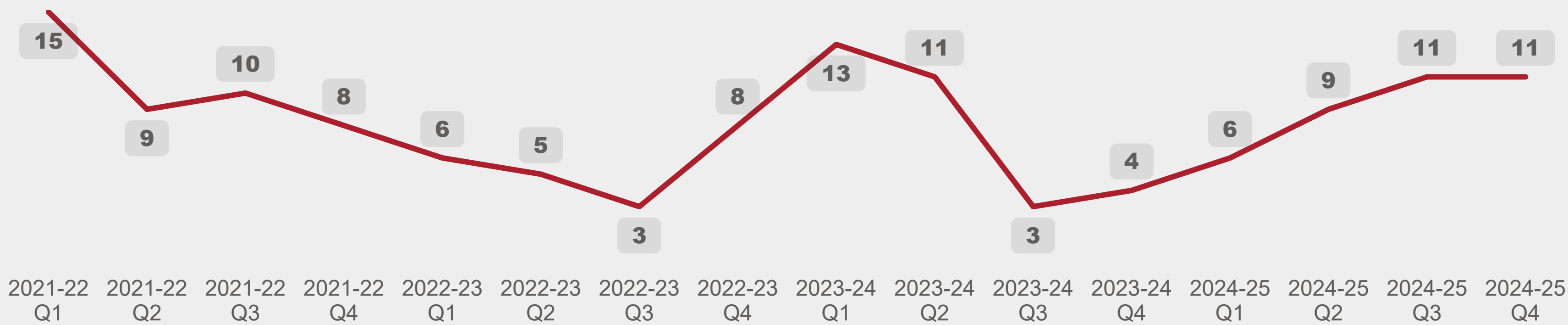


The section above provides a summary of the Annual activity from 1st April 2024 to the 31st March 2025 across the Clackmannanshire Local Authority Area.

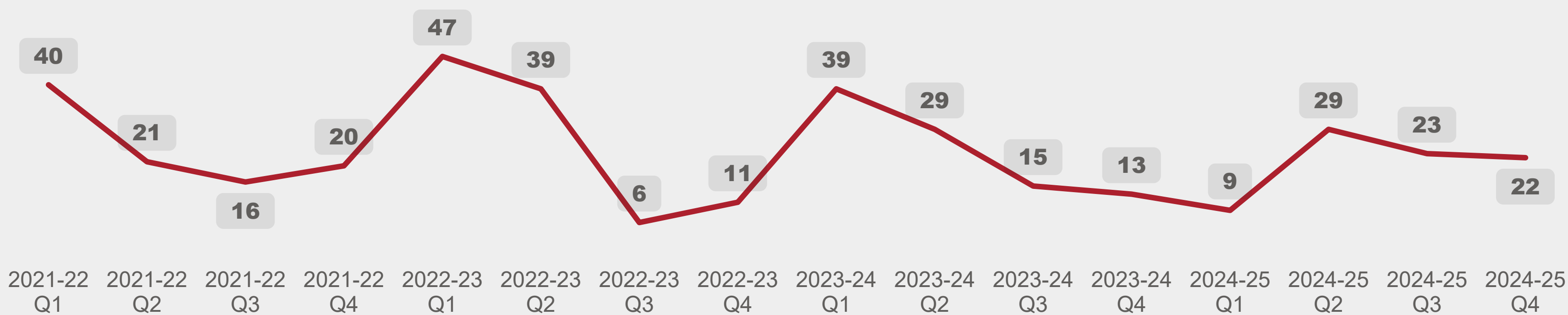
## 2. Trends

Previous 16 quarters (4 years)

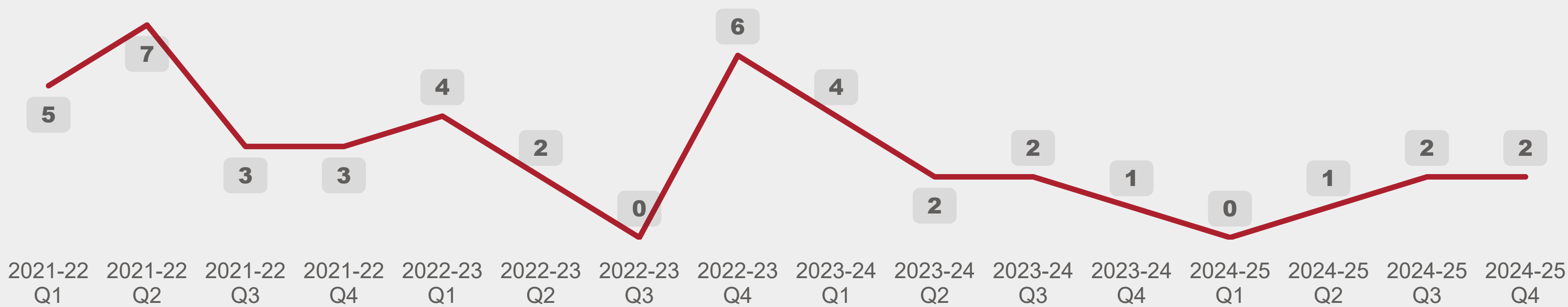
### Accidental Dwelling Fires



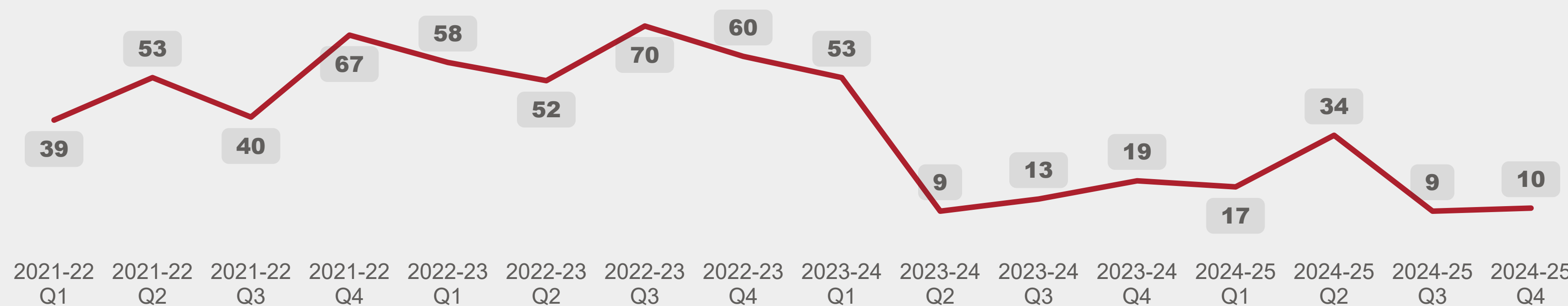
### Deliberate Fires



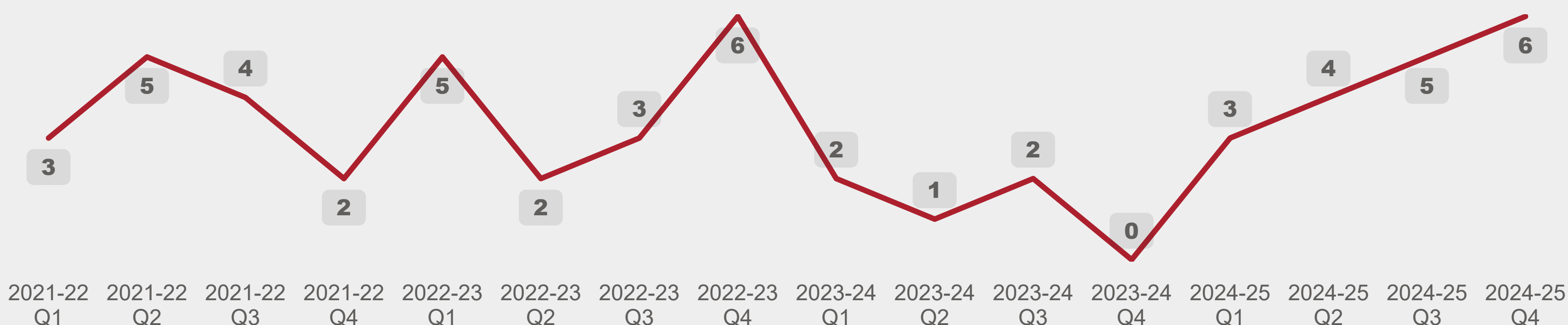
### Non-Domestic Fires



### Unwanted Fire Alarm Signals



### Road Traffic Collisions





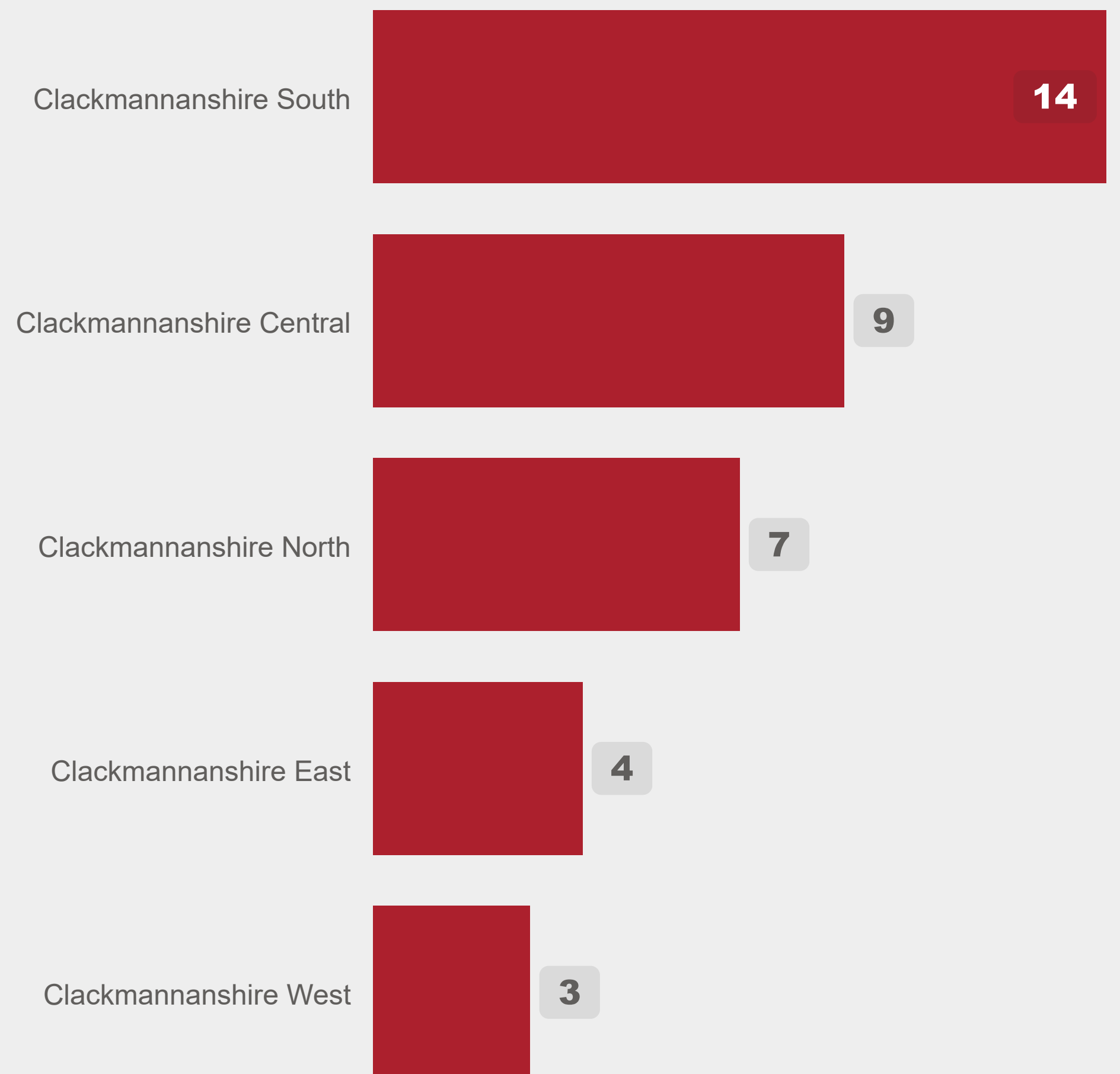
### 3. Accidental Dwelling Fires

2024-25

#### Trend by Quarter (4 years)



#### Incidents by Ward

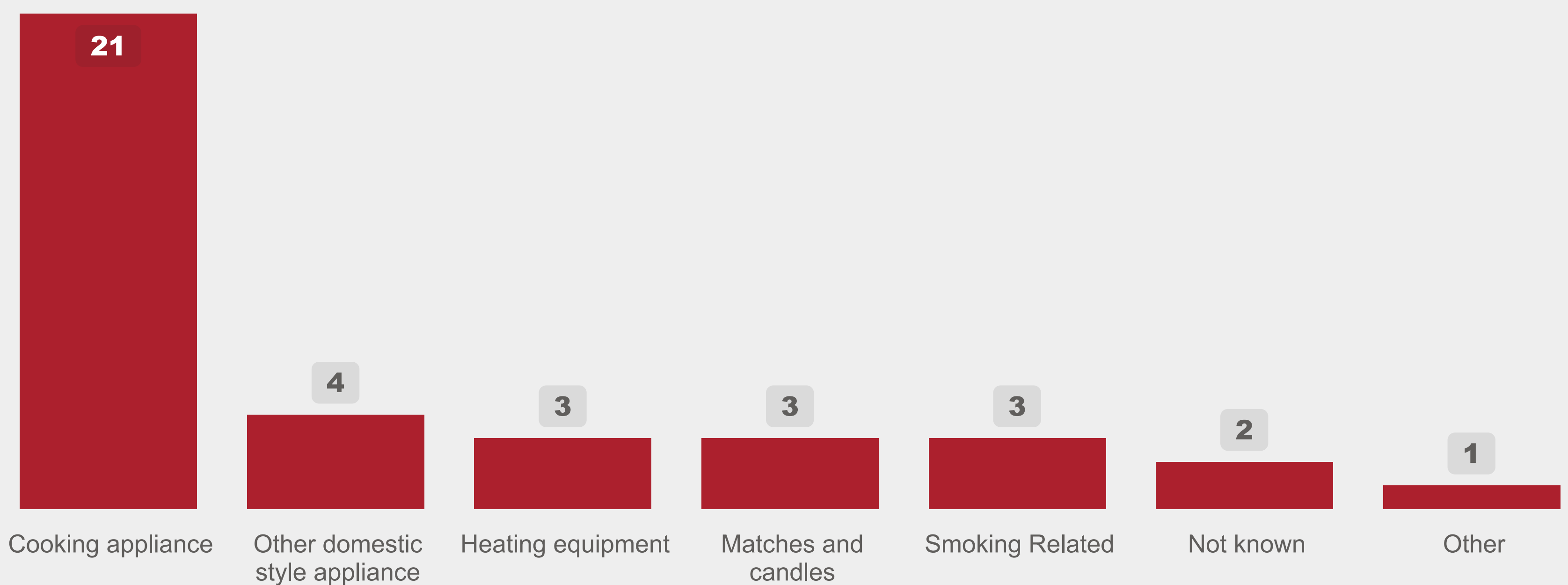


Extent of Damage	Incidents
Limited to item 1st ignited	11
Limited to room of origin	11
Not applicable	10
Limited to floor of origin (not whole building)	2
Limited to 2 floors (not whole building)	1
Whole building	1
Whole roof (including roof space)	1

**37**

### Accidental Dwelling Fires in this period

#### Source of Ignition (Top 10)



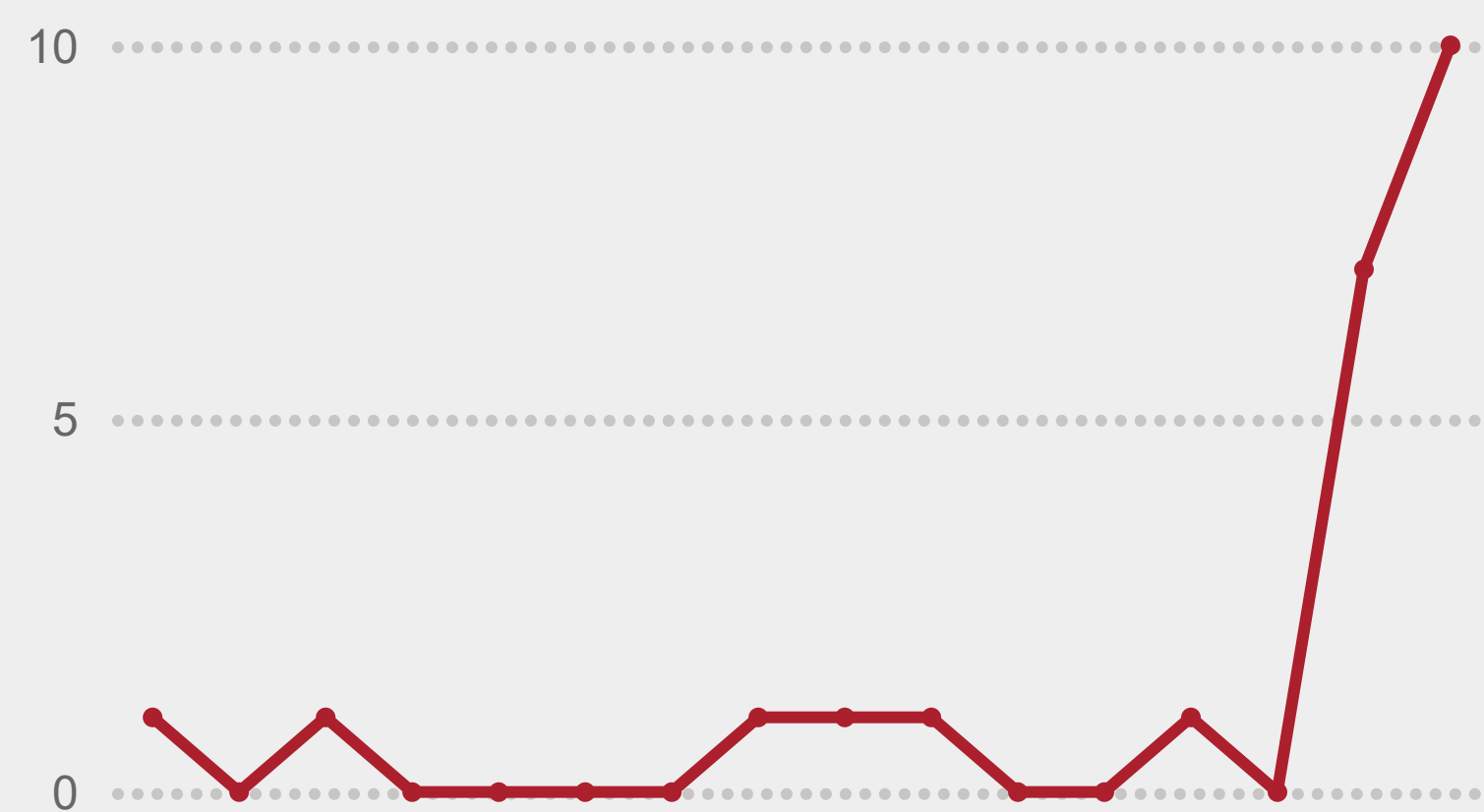
Accidental Dwelling Fires continue to reduce over the longer term as shown in the graph above (top left) albeit with an increase over the last 12 months.

Cooking has been identified as the primary cause of Accidental Dwelling Fires with the local authority area. This is an area of focus for our Community Action Teams, targeting a reduction the number and severity of fires.

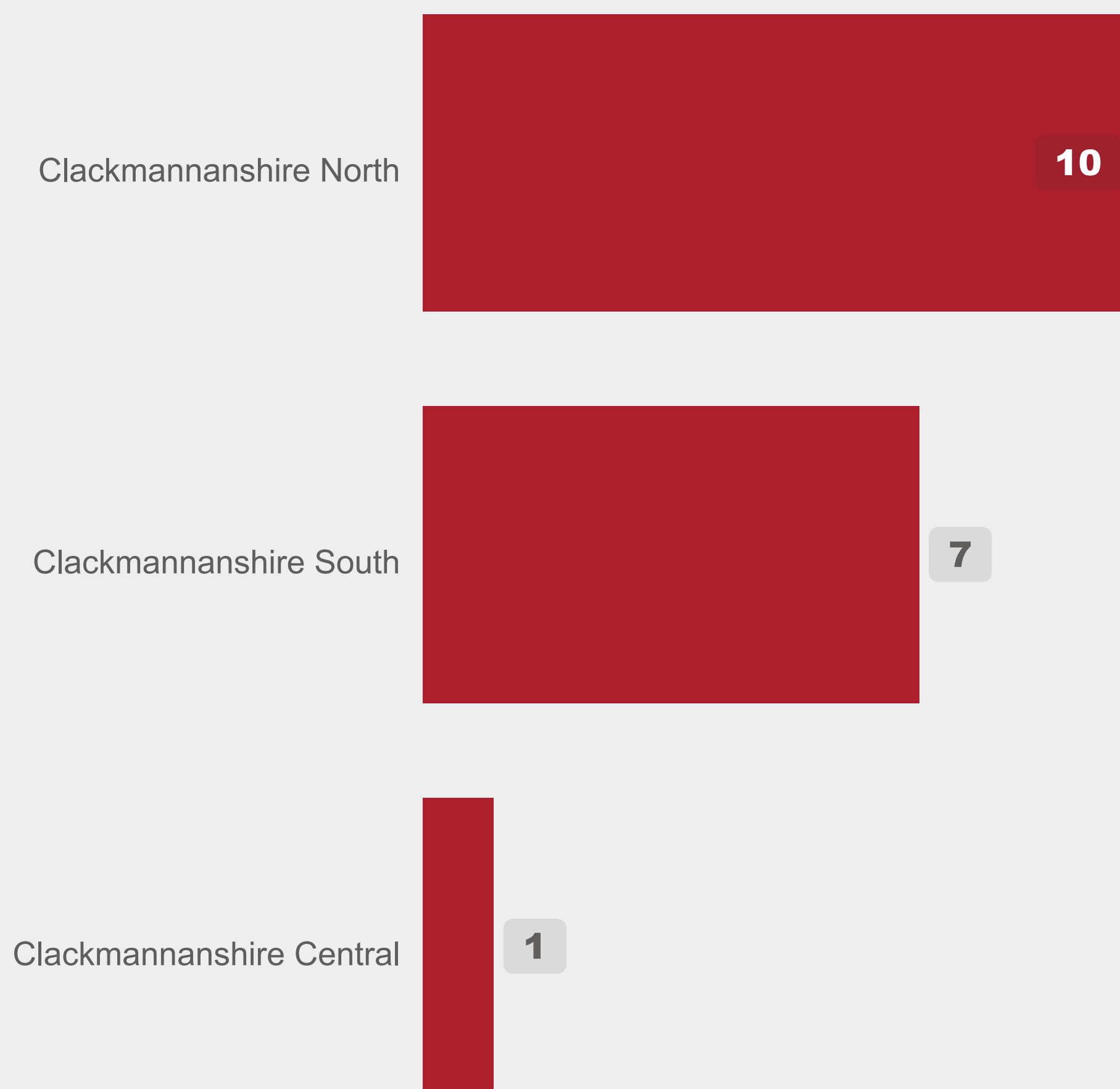
## 4. Accidental Dwelling Fire Casualties

2024-25

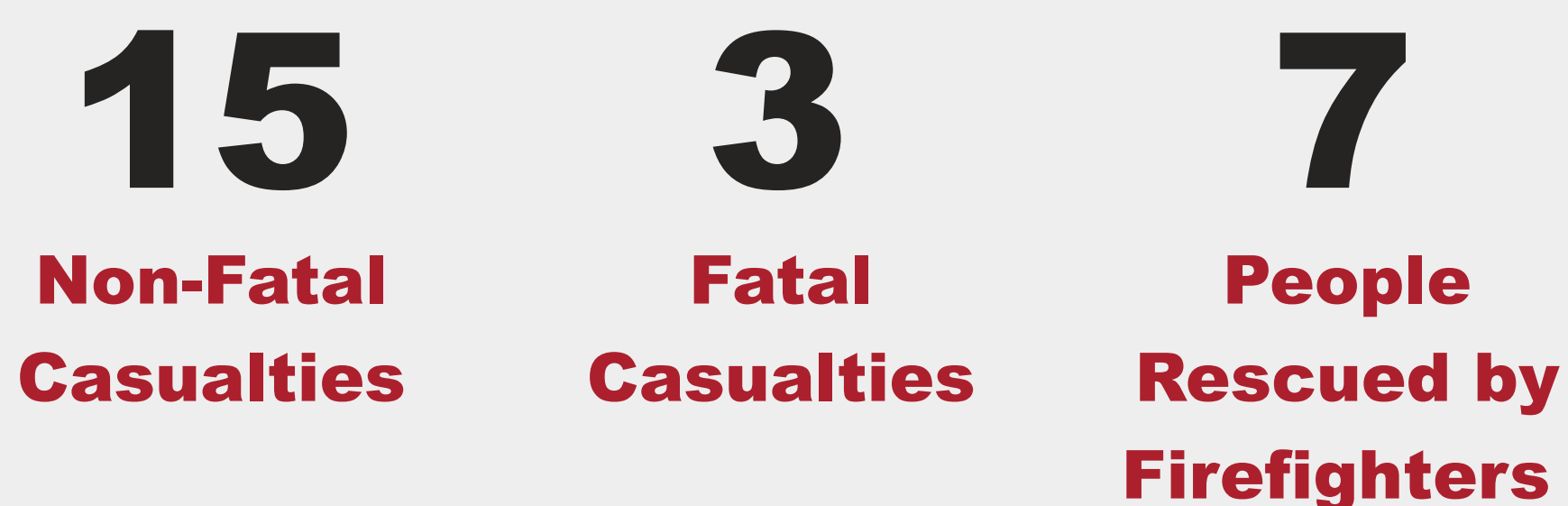
### Trend by Quarter (4 years)



### Casualties by Ward



Nature of Injury/Cause of Death	Casualties
Overcome by gas, smoke or toxic fumes; asphyxiation	11
Not known	3
Other	3
Burns - slight	1



### Extent of Harm (Non-Fatal)



The Clackmannanshire Local Authority area have seen an increase in fire casualties as a direct consequence of the increased number of Accidental Dwelling Fires. This figure has also increased over the last 12 months due to a change in how we record casualty statistics.

In the last 12 months, Clackmannanshire has unfortunately had 3 recorded fire fatalities. Each incident has been investigated fully and information shared with relevant partners.

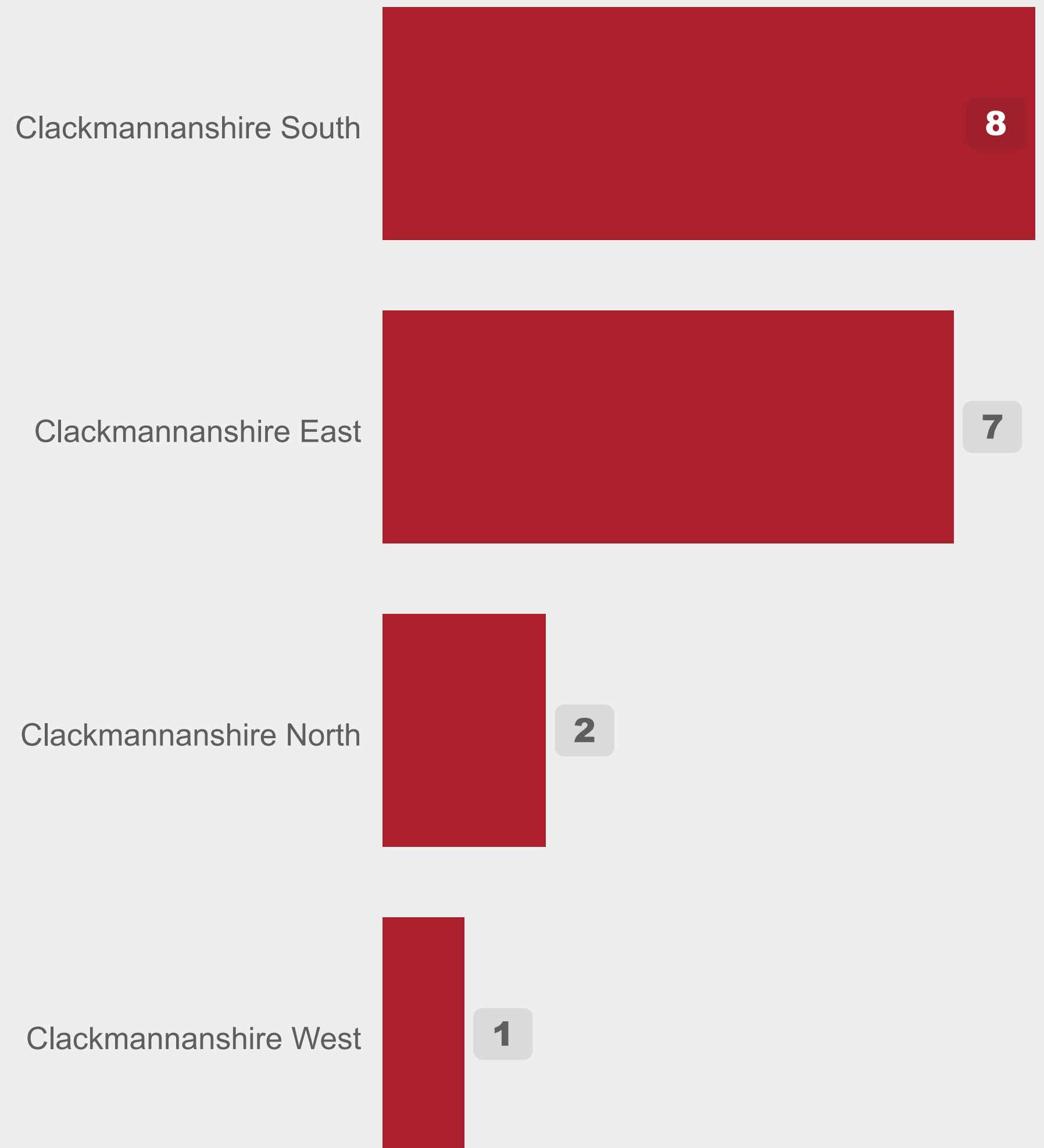
# 5. Non-Fire Casualties

2024-25

## Trend by Quarter (4 years)



## Casualties by Ward



Nature of Injury/Cause of Death	Casualties
Head injury	3
Not known	3
Chest / Abdominal injury	2
Fracture	2
Other medical condition	2
Other physical injury	2
Back / Neck injury (spinal)	1
Bruising	1
Cuts/Lacerations	1
Other	1

# 14

**Non-Fatal Casualties**

# 4

**Fatal Casualties**

# 25

**People Rescued by Firefighters**

## Extent of Harm (Non-Fatal)



# 1

**First Aid Given at Scene**



# 12

**Hospital Slight Injuries**



# 1

**Hospital Serious Injuries**

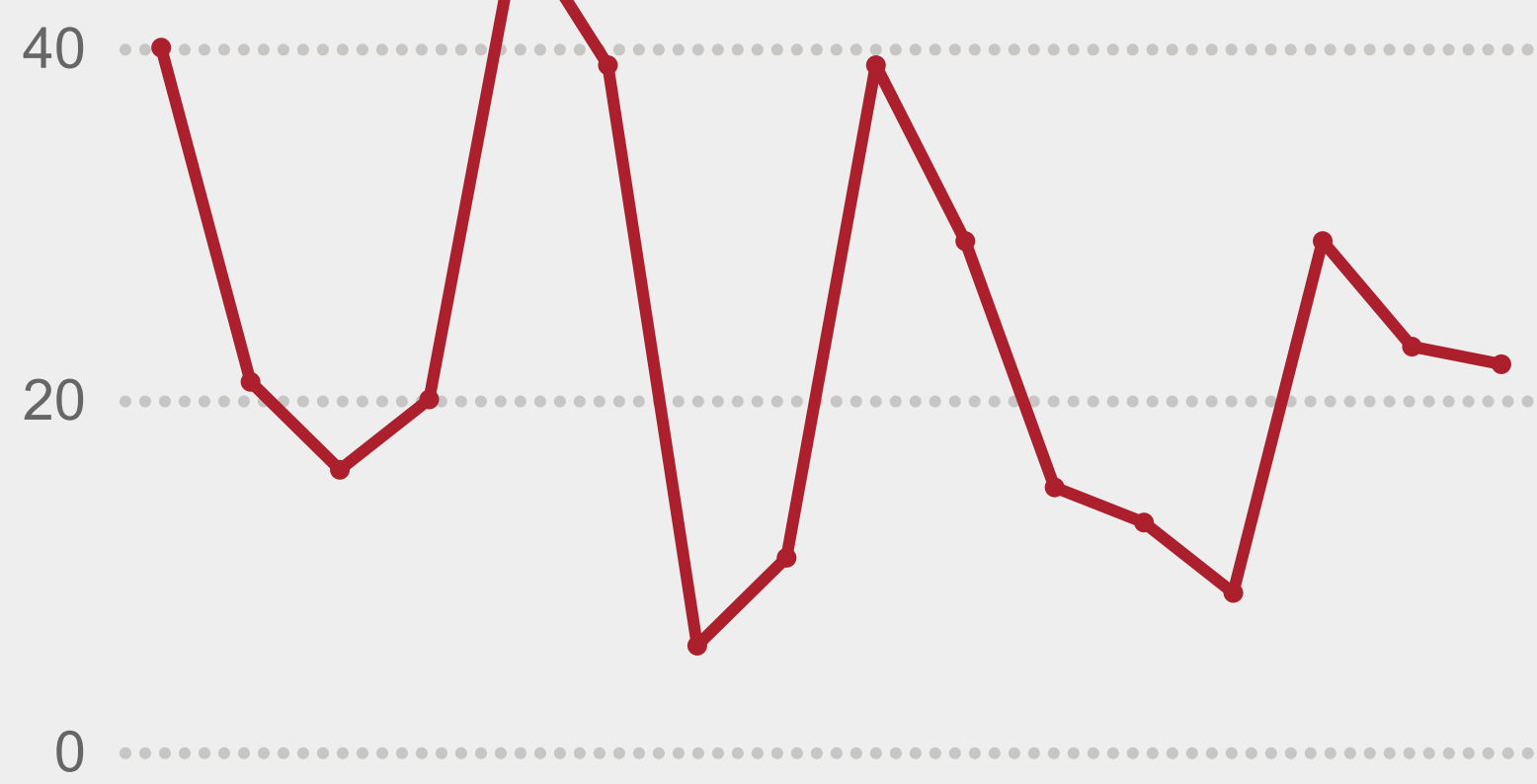
Non Fire Casualties include rescues from Road Traffic Collisions, Water Rescue and other incidents where People have been rescued by Firefighters.

The largest majority of Non Fire Casualties have been reported in Clackmannanshire South.

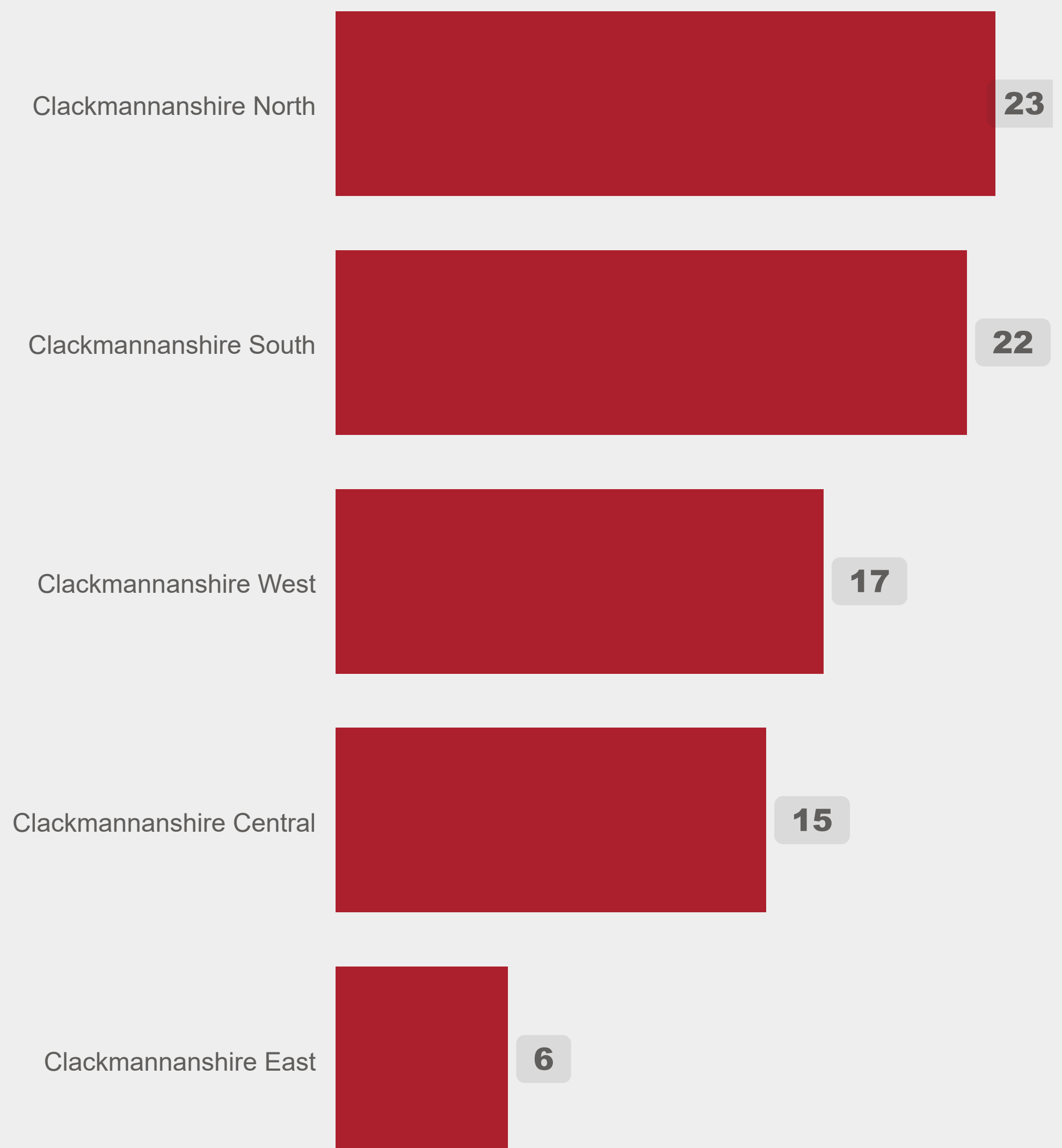
## 6. Deliberate Fires

2024-25

### Trend by Quarter (4 years)



### Incidents by Ward

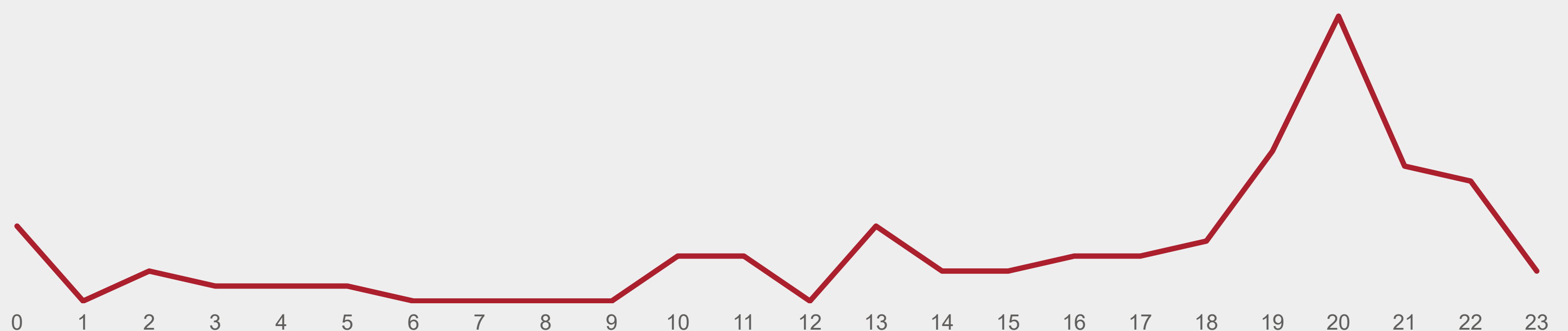


Property Type	Incident
Refuse	30
Grassland, woodland and crops	18
Other outdoors (including land)	13
Non Residential	7
Dwelling	6
Outdoor structures	4
Road Vehicle	3
Outdoor equipment and machinery	2

**83**

**Deliberate Fires  
in this period**

### Hour of Day



Clackmannanshire recorded 83 Deliberate Fires within the last 12 month period with Clackmannanshire North and South reporting most incidents.

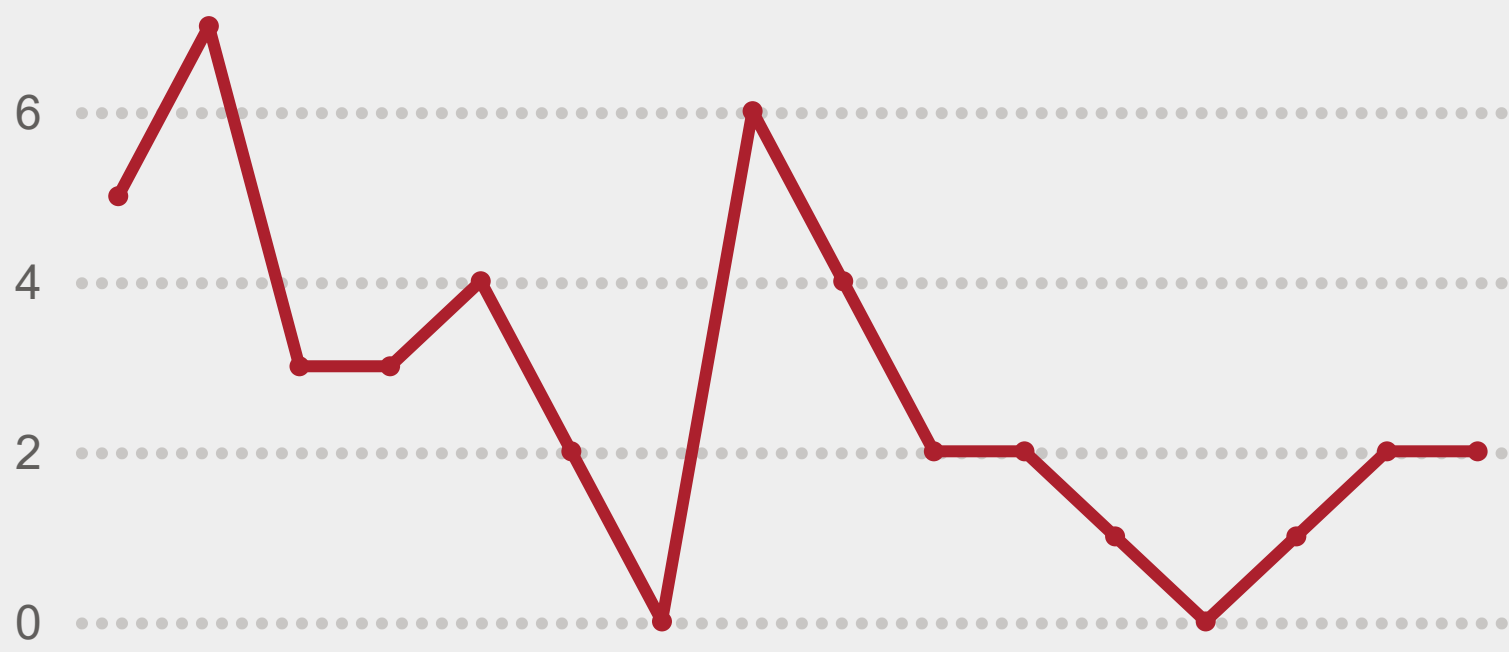
Refuse fires continue to be the main cause of deliberate fire setting and we continue to work with partners on reduction strategies to tackle this problem.

Grassland and outdoor fires continue to rise year on year as the climate changes within Scotland. This is an area of focus for the SFRS with the introduction of our Wildfire Strategy.

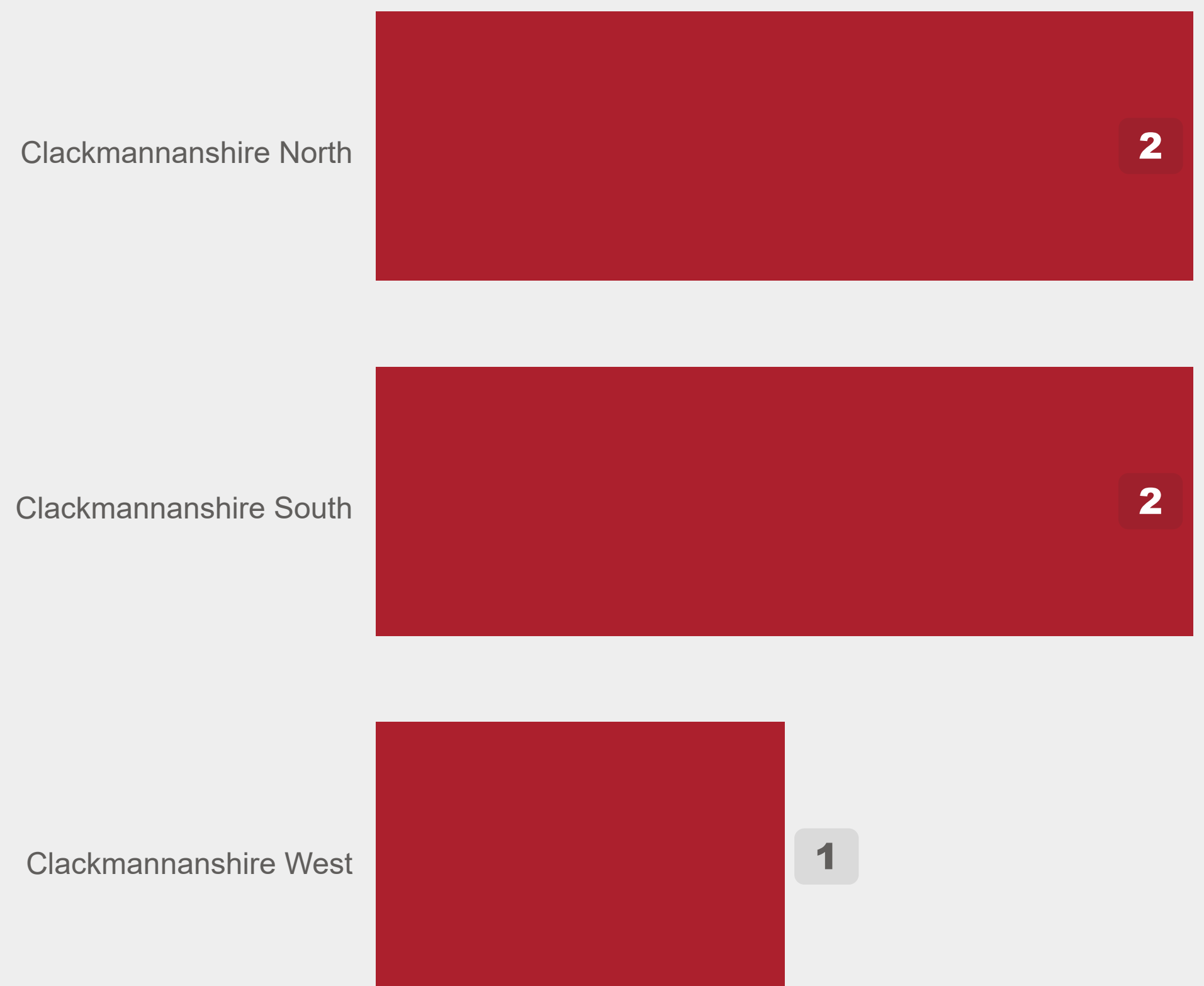
# 7. Non-Domestic Fires

2024-25

## Trend by Quarter (4 years)

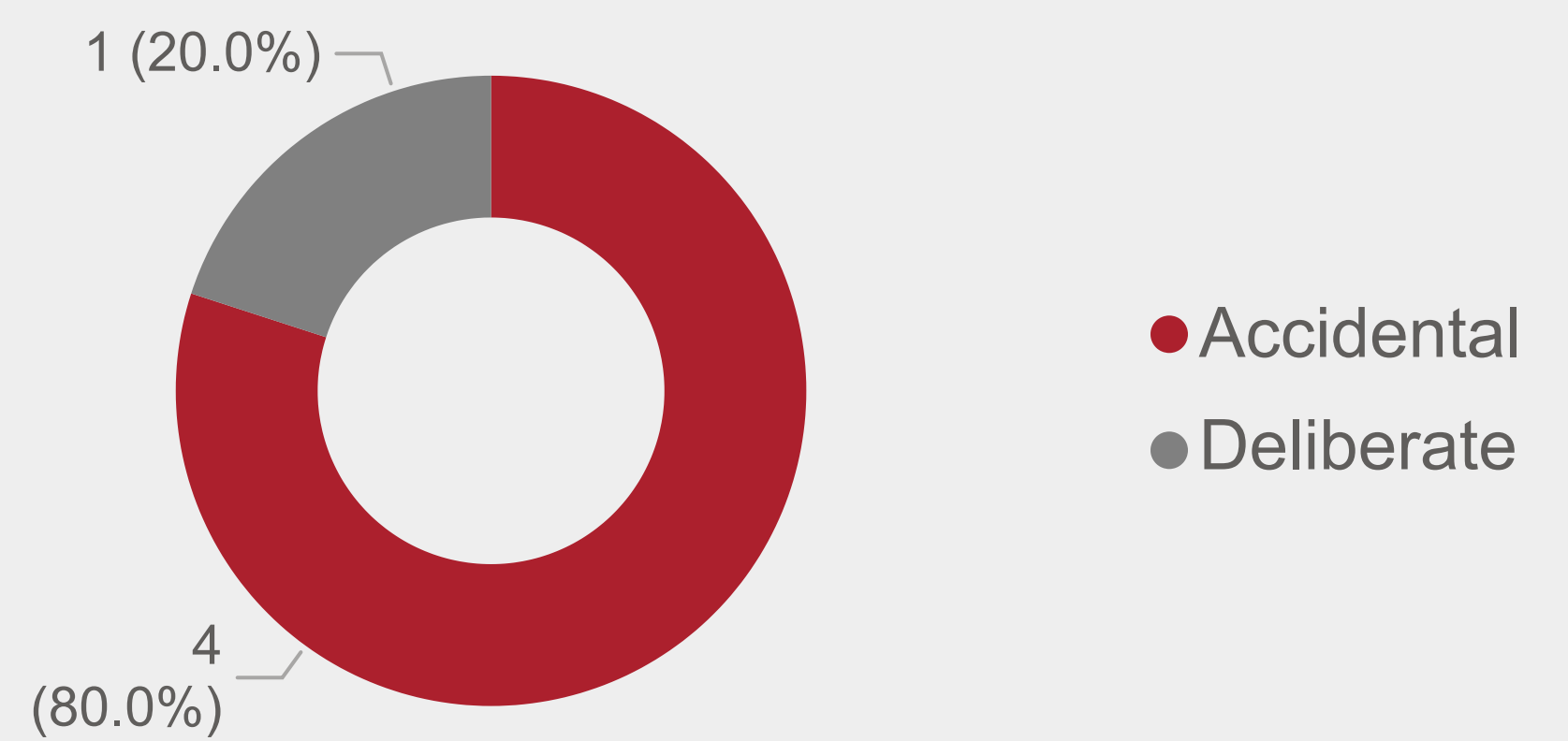


## Incidents by Ward



## Top 15 Property Types

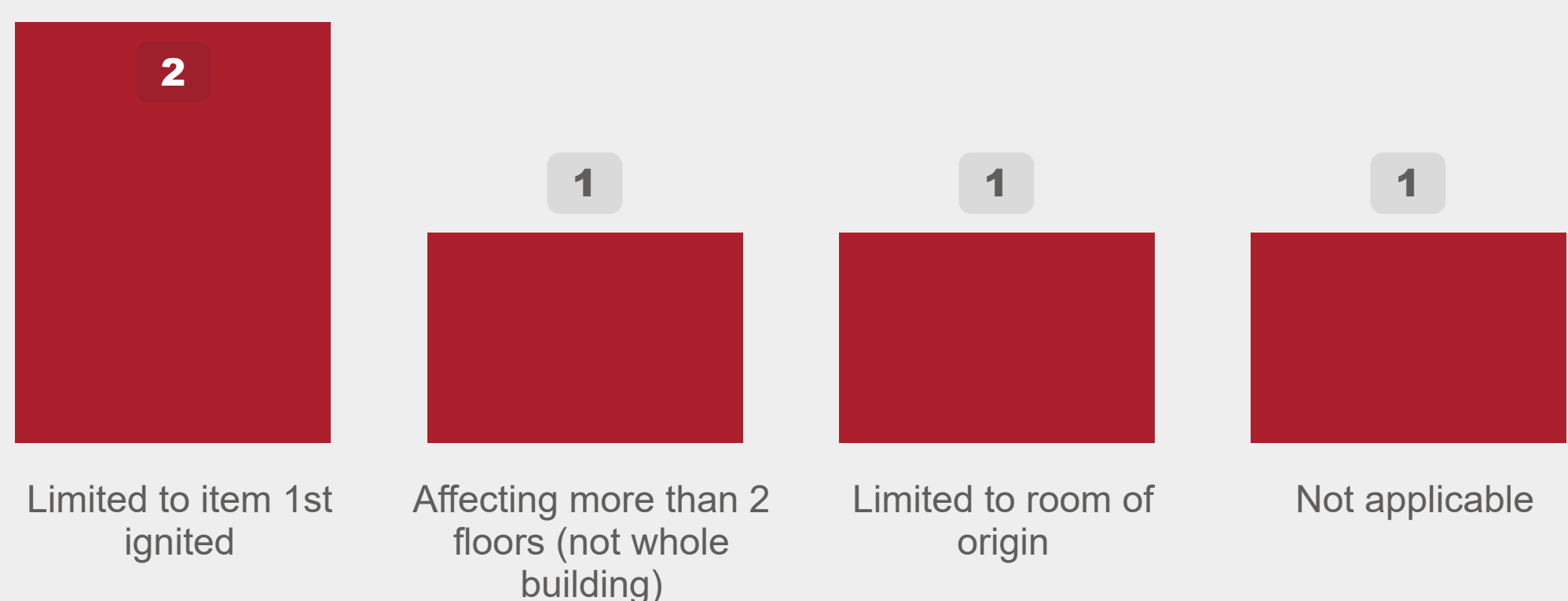
Property Type	Incidents
Food and Drink	2
Education	1
Industrial Manufacturing	1
Public admin, security and safety	1



**5**

**Non-Domestic Fires in this period**

## Extent of Damage



For the 12 month period, Non Domestic Fires remain relatively low and have seen a reduction over the 4 year comparison period.

SFRS are pleased to report no fire related casualties from non domestic fires within Clackmannanshire.




# 8. Unwanted Fire Alarm Signals

2024-25

## Trend by Quarter (4 years)



## Incidents by Ward



## Top 15 Property Types

Property Type	Incidents
Boarding House/B&B for homeless/asylum seekers	17
Residential Home	14
Hostel (e.g. for homeless people)	8
Education	7
Public admin, security and safety	6
Sheltered Housing - not self contained	6
Animal boarding/breeding/kennels (not farm)/animal shelter	4
Other Residential Home	2
Retail	2
Hospitals and medical care	1
Industrial Manufacturing	1
Laboratory/research Establishment	1
Offices and call centres	1

# 70

## Unwanted Fire Alarm Signals in this period

Following the introduction of our Unwanted Fire Alarm System (UFAS) Reduction Strategy, we continue to see a significant reduction in UFAS incidents.

Clackmannanshire Central remains the highest UFAS offenders and our Fire Safety Enforcement teams work closely with these premises to achieve fire safety compliance and reduce unwanted calls.

We remain committed to supporting Premises Duty Holders achieve high levels of fire safety and the UFAS Champion will continue to engage robustly with Clackmannanshire Council Education and NHS stakeholders in order to address spikes and drive these types of incidents down.

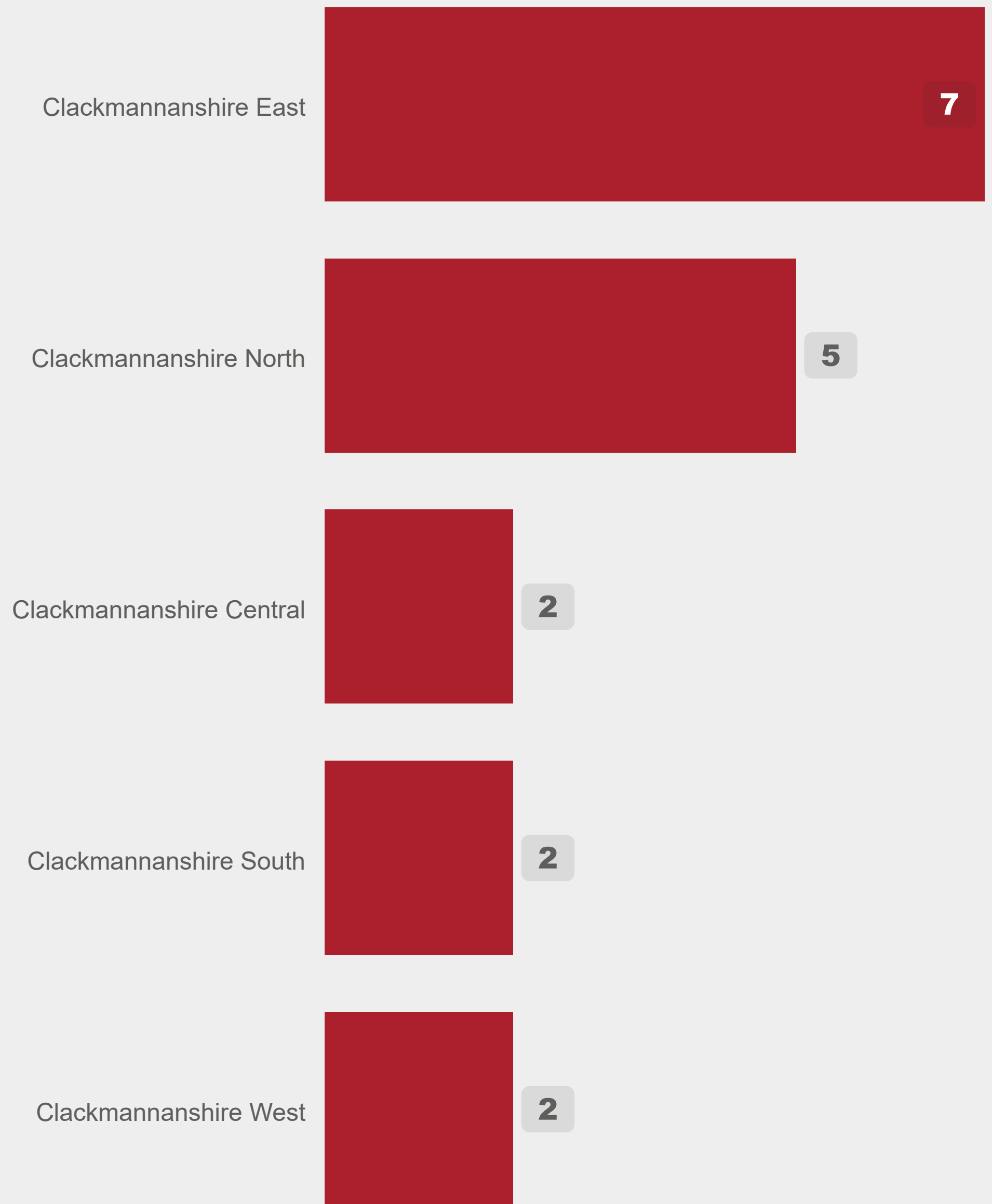
# 9. Road Traffic Collisions

2024-25

## Trend by Quarter (4 years)



## Incidents by Ward



**18**

**Road Traffic Collisions in this period**

Property Type	Incidents
Car	16
Other	2

Incident Type	Incidents
Vehicle (Non-fire)	18

**10** Non-Fatal Casualties

**0** Fatal Casualties

**1** People Rescued by Firefighters

## Extent of Harm (Non-Fatal)

 **1**  
First Aid Given at Scene

 **8**  
Hospital Slight Injuries

 **1**  
Hospital Serious Injuries

Road Traffic Collisions have seen an increase over the last 12 months although the number is still relatively small in comparison to other local authority areas. SFRS have carried out a number of Road Safety initiatives over the last year and continue to support partners to educate and inform drivers.

It is pleasing to note that there were no fatalities during the reporting period as a result of Road Traffic Collisions.

# 10. Home Fire Safety Visits

2024-25

**351**

**Home Fire  
Safety Visits**

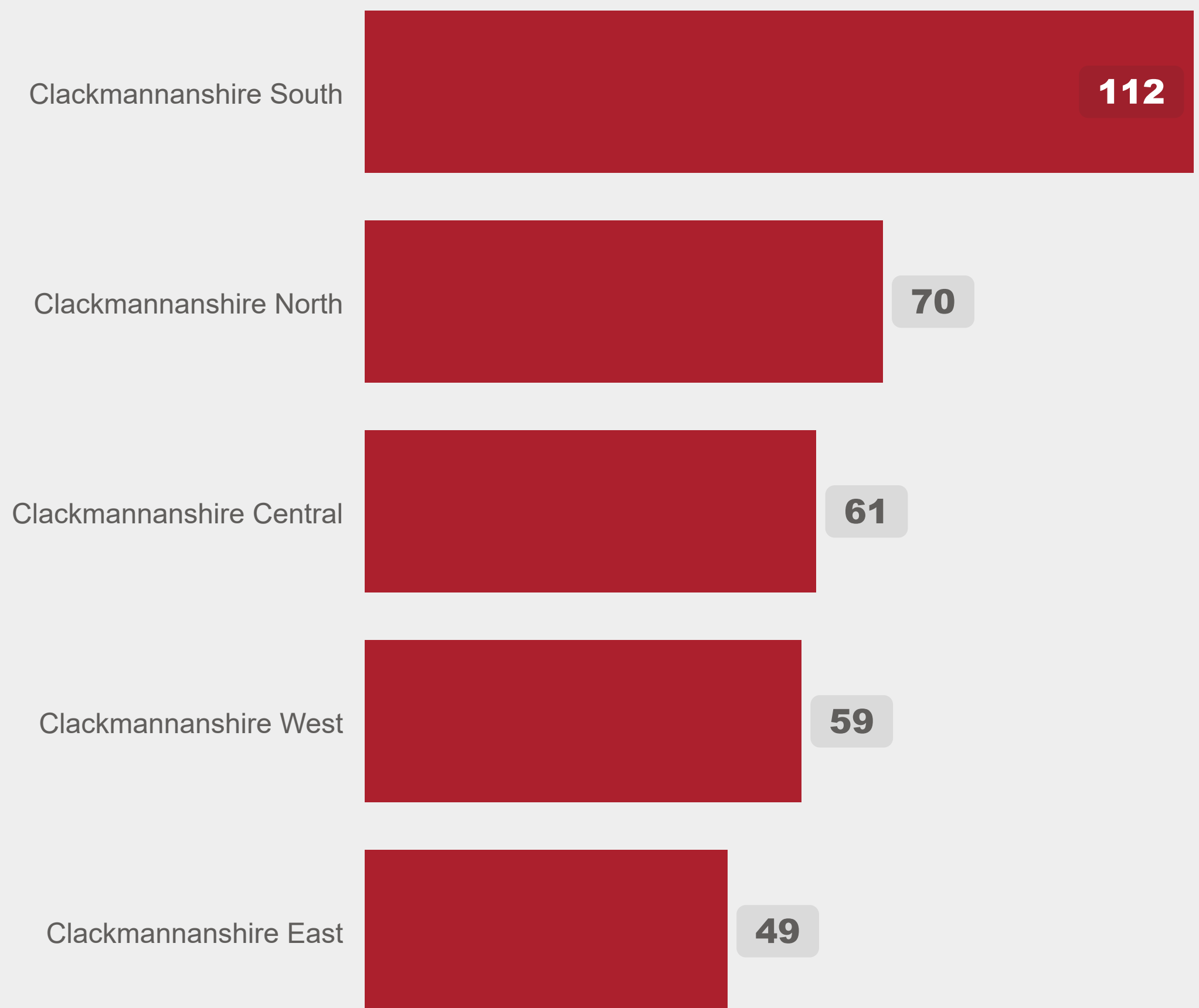
**113**

**High Risk  
HFSVs**

**79**

**Partner Referral  
HFSVs**

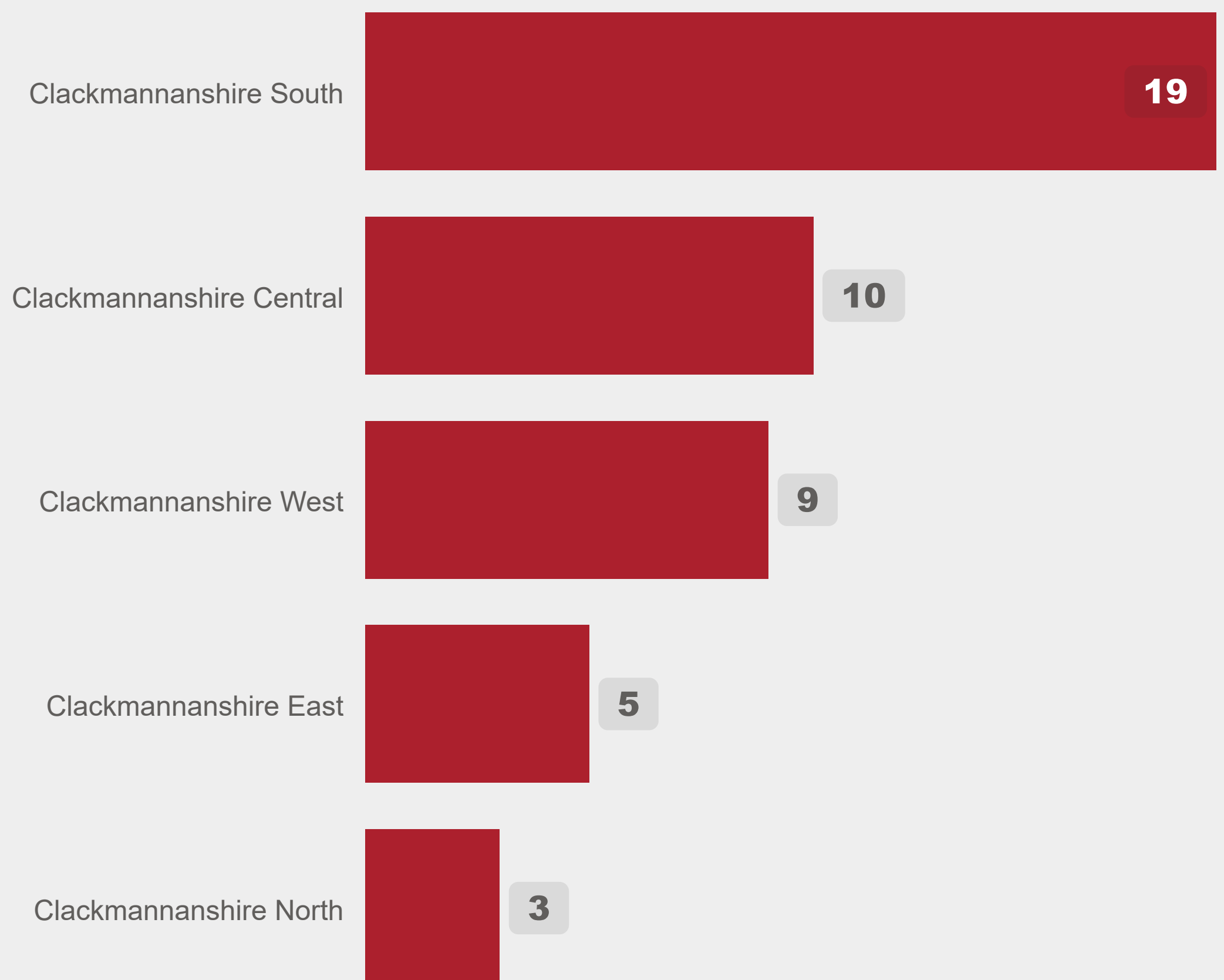
## HFSVs by Ward



# 11. Fire Safety Enforcement

Job Type	Count
Audit	46
Consultation	18
Specific Visit	1

## Audits by Ward



To support Community Safety and ensure people stay safe in their own homes, the SFRS continues to carry out their Home Fire Safety Visit Programme, specifically targeting those deemed as High Risk.

Our Legislative Fire Safety Enforcement Officers carried out 65 Audits within relevant premises within the Clackmannanshire Local Authority Area.



### Home Fire Safety Visit Programme

The SFRS carried on with our Home Fire Safety visit programme within the Clackmananshire area, visiting 113 high risk premises. This year also saw the introduction of a new home Fire Safety Visit App that will allow us to target HFSV's to those most at risk and allow us to refer onwards to partner organisations in a more streamlined manner. Numbers include:

Total Completed 351 (113 high risk)  
Adult Protection (AP1) Referrals 26

### Anti Social Behaviour

ASB and Bonfire Safety – Eighteen talks to over 1200 young people. Some large events and some smaller more targeted events in problem areas across a range of schools and youth groups. Additionally, schools were given information for their digital boards and presentations for their own use to support delivery of ASB information and reduction initiatives.

Glenochil Prison inputs – Four talks, engaging with approx. 22 as part of their Life Skills programme discussing home fire safety, road safety & CPR / Defib use. All have less than 6 months left of sentence.

### Partnership Training

Locally we carried out eleven partnership training sessions on risk recognition and referring into SFRS. Groups we worked with included NHS, Social work and education groups. In total 70 people received training.

### Youth Volunteer Scheme

This course has continued at Alloa Community Fire Station over the year. As a national course the YVS aims to provide a safe, welcoming and enjoyable environment for young people to learn and work together.

### Water Safety and Water Safety School Talks

SFRS attended thirteen events to promote water safety. These included joint patrols with Police Scotland and engaging with the public at problem areas to reassure and educate the public. Also seven talks carried out at Schools in the area to approx. 1385 young people ahead of the summer holidays.

### Alloa Community Fire Station open day

Alloa Community Fire Station held a well-attended open day on the 17th of August 2024, assisted by our partners in Police Scotland, Scottish Ambulance Service, Biker Down and Mountain Rescue.

## 14. Glossary of Terms

### Term - What it means

#### **ADF**

Accidental Dwelling Fire.

#### **HFSV**

Home Fire Safety Visit.

#### **PDIR**

Post Domestic Incident Response, a term used to indicate actions taken following attendance at a fire or other incident in the home. PDIRs include amongst things the offer of a free follow up home fire safety visit.

#### **RTC**

Road Traffic Collision.

#### **Special Service**

Calls to incidents which are not fires or false alarms such as RTCs, rescues, flooding, incidents involving hazardous materials or the provision of assistance to other agencies.

#### **UFAS**

Unwanted Fire Alarm Signals. When an automatic fire detection and alarm system is activated as a result of anything other than an actual fire the activation is classed as a false alarm. If an attendance is made to such an event by the Scottish Fire and Rescue Service, then the event is recorded as an UFAS incident.

#### UFAS Policy Change

*In response to COVID, on the 6th May 2020, the SFRS decided to send 1 pump to UFAS premises that did not have their own Predetermined attendance (PDA).*

*As of 1st July 2023, the COVID interim 1 pump response was ended and a new UFAS policy was implemented.*

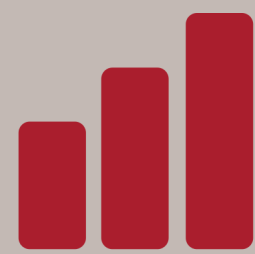
*The new policy is to call challenge all UFAS incidents with the intention of non-attendance. Hospitals, care homes, and sleeping risk premises are all exempt and receive either 2 pumps or their premise specific PDA.*



# SCOTTISH

**FIRE AND RESCUE SERVICE**

Working together for a safer Scotland



**BUSINESS  
INTELLIGENCE**

Design, figures and charts by the Business Intelligence team.

