
Report to: Audit and Scrutiny Committee

Date of Meeting: 18th April 2024

Subject: Fire Performance Report – Quarter 1 & 2, 2023/24

**Report by: Local Senior Officer, Clackmannanshire-Fife-Stirling LSO
Area**

1.0 Purpose

- 1.1. The purpose of this report is to provide committee with:
- 1.2. An overview of the half year performance of the Scottish Fire and Rescue Service (SFRS) in Clackmannanshire covering the period 1st April 2023 to 30th September 2023. The report (Appendix One) is based on performance against objectives and targets set out in the Local Fire and Rescue Plan for Clackmannanshire. Performance indicators are detailed in the summary report.

2.0 Recommendations

- 2.1. It is recommended that committee notes, challenges and comments on the report as appropriate.

3.0 Considerations

- 3.1. A number of significant trends are worth highlighting.
- 3.2. There has been no fire related fatalities and five fire casualties in the reporting period.
- 3.3. A Serious Fire Task Group has been set up within the SFRS. This group will produce a quarterly report providing information on fire fatalities which will assist in local Community Safety Engagement activity.
- 3.4. There were 24 Accidental Dwelling Fires (ADF), an increase of 13 when compared with the same period the previous year. The cause of these fires has predominantly been cooking related activities which in Scotland is the number one cause of fires in the home. This will continue to be a focus of our on-going prevention work.
- 3.5. Work continues to identify and support vulnerable people in Clackmannanshire, through the Home Fire Safety Visit (HFSV) Programme and fire safety referrals through multi-agency activity. The quantity and quality

of referrals from partners allow the service to target resources within Clackmannanshire, with the aim of reducing the number of accidental dwelling fires and casualties from these fires in the long term.

During the reporting period, local operational crews and the Community Action Team carried out 269 HFSV's. Post fire advice was also offered on 51 occasions after an ADF.

- 3.6. A Youth Volunteer scheme continues to be a success at Alloa station and will become a pivotal part of youth engagement within the Clackmannanshire area. One individual within the programme has been awarded a Chief Fire Officers Commendation following his actions to render medical aid to a member of the Clackmannanshire Community.
- 3.7. There were 11 deliberate primary fires, an increase of three compared with the same period last year. There were 57 deliberate secondary fires, which is a reduction of 21 compared with the same period last year.
- 3.8. The number of Unwanted Fire Alarm Signals during the reporting period was 62. This is reduction by 40 compared to the same period last year. We continue to monitor all UFAS activity and contact all duty holders to discuss the implications of UFAS and identify where improvements can be made. We are also informing duty holders of the latest fire detection technology available which has a proven record in reducing unwanted signals.

Author(s)

NAME	DESIGNATION	TEL NO / EXTENSION
Lee Turnock	Group Commander for Clackmannanshire-Fife-Stirling LSO Area	
Kenneth Barbour	Area Commander & LSO for Clackmannanshire-Fife-Stirling LSO Area	



SFRS ANNUAL PERFORMANCE REPORT

01st April 2023 - 30th September 2023

Covering the activities and performance in support of the Local Fire and Rescue Plan for Clackmannanshire.



**SCOTTISH
FIRE AND RESCUE SERVICE**
Working together for a safer Scotland

**Working together
for a safer Scotland**

ABOUT THE STATISTICS IN THIS REPORT

The activity totals and other statistics quoted in this report are provisional in nature and subject to change because of ongoing quality assurance and review.

Because all statistics quoted are provisional there may be differences in the period totals quoted in our reports after original publication which result from revisions or additions to the data on our systems.

From 2015-16 onwards responsibility for the publication of end-year statistical data transferred from the Scottish Government to the SFRS. This change of responsibility does not change the status of the figures quoted in this and other SFRS reports reported to the Committee.

Contents

DEFINITIONS	4
INTRODUCTION	6
12 Monthly Performance Report Summary.....	7
Priority 1: Local Risk Management and Operational Preparedness	8
Priority 2: Unintentional Harm and Injury	9
Priority 3: Domestic Fire Safety	100
HI 1 – Accidental Dwelling Fires (ADF).....	10
HI 2 – ADF Fatal Casualties.....	Error! Bookmark not defined. 1
HI 3 – ADF Non-Fatal Casualties.....	Error! Bookmark not defined. 1
Priority 4: Deliberate Fire Setting	12
HI 4 – Deliberate Primary Fires.....	12
HI 5 – Deliberate Secondary Fires	133
Priority 5: Built Environment	166
HI 6 – Non-Domestic Building Fires	166
HI 7 – Fatal Fire Casualties in Non-Domestic Buildings.....	Error! Bookmark not defined. 7
HI 8 – Non-Fatal Fire Casualties in Non-Domestic Buildings.....	Error! Bookmark not defined. 7
Priority 6: Unwanted Fire Alarm Signals.....	188
HI 9 – Unwanted Fire Alarm Signals.....	188
Priority 7: Transport and Environment.....	2121
HI 10 – Road Traffic Collision (RTC) Incidents	2122
HI 11 – Fatal RTC Casualties & HI 12 – Non-Fatal RTC Casualties	2222

DEFINITIONS

Accidental Dwelling Fire

Building occupied by households, excluding hotels, hostels and residential institutions. In 2000, the definition of a dwelling was widened to include any non-permanent structure used solely as a dwelling, such as caravans, houseboats etc. Caravans, boats etc. not used as a permanent dwelling are shown according to the type of property. Accidental includes fires where the cause was not known or unspecified.

Fire Fatality

A person whose death is attributed to a fire is counted as a fatality even if the death occurred weeks or months later.

Fire Casualty

Non-fatal casualties consist of persons requiring medical treatment including first aid given at the scene of the fire, but not those sent to hospital or advised to see a doctor for a check-up or observation (whether or not they actually do). People sent to hospital or advised to see a doctor as a precaution, having no obvious injury are recorded as precautionary 'check-ups'.

Deliberate Fire

Includes fires where deliberate ignition is merely suspected, and recorded by the SFRS as "doubtful".

Non-Domestic Fires

These are fires identified as deliberate other building fires or accidental other building fires.

False Alarms

Where the FRS attends a location believing there to be a fire incident, but on arrival discovers that no such incident exists, or existed.

Unwanted Fire Alarm Signal

Where the FRS attends a non-domestic location believing there to be a fire incident, but on arrival discovers that no such incident exists, or existed.

Primary Fires:

- Buildings (including mobile homes) fit for occupation (i.e. not wholly derelict) and those under construction.
- Caravans, trailers etc.
- Vehicles and other methods of transport (not derelict unless associated with business e.g. scrap metal).
- Outdoor storage (including materials for recycling), plant and machinery.
- Agricultural and forestry premises and property.
- Other outdoor structures including post-boxes, tunnels, bridges, etc.

Secondary Fires

- Single derelict buildings.
- Grassland etc., including heath, hedges, railway embankments and single trees.
- Intentional straw or stubble burning.
- Outdoor structures, including: lamp-posts, traffic signs and other road furniture, private outdoor furniture, playground furniture, scaffolding, signs and hoarding etc.
- Refuse and refuse containers.
- Derelict vehicles (a vehicle without a registered keeper).

1. INTRODUCTION
















1.1 This is the 6-month report covering the SFRS's performance and activities in support of the seven priorities in the Local Fire and Rescue Plan for Clackmannanshire 2019 / 2021, namely:

- Priority 1 – Local Risk Management and Operational Preparedness
- Priority 2 – Unintentional Harm and Injury
- Priority 3 – Domestic Fire Safety
- Priority 4 – Deliberate Fire Setting
- Priority 5 – Built Environment
- Priority 6 – Unwanted Fire Alarm Signals
- Priority 7 – Transport and Environment

1.2 As well as supporting the seven priorities in the Local Fire and Rescue Plan for Clackmannanshire, this monitoring report shows how SFRS activities and performance contribute to the wider priorities of the Clackmannanshire Council Community Planning Partnership (CPP), as set out in the Clackmannanshire Community Plan (LOIP).

2. SIX-MONTH PERFORMANCE SUMMARY

2.1 The table below provides a summary of the half year activity from 1st April 2023 to 30th September 2023 compared to the same period from 2021/2022 and 2022/2023.

<p>HI 1 Accident Dwelling Fires</p>  <p>Apr 21 / Sep 21 - 24 Apr 22 / Sep 22 - 11 Apr 23 / Sep 23 - 24</p>	<p>HI 2 ADF Fatal Casualties</p>  <p>Apr 21 / Sep 21 - 0 Apr 22 / Sep 22 - 0 Apr 23 / Sep 23 - 0</p>	<p>HI 3 ADF Non-Fatal Casualties</p>  <p>Apr 21 / Sep 21 - 4 Apr 22 / Sep 22 - 0 Apr 23 / Sep 23 - 5</p>
<p>HI 4 Deliberate Primary Fires</p>  <p>Apr 21 / Sep 21 - 11 Apr 22 / Sep 22 - 08 Apr 23 / Sep 23 - 11</p>	<p>HI 5 Deliberate Secondary Fires</p>  <p>Apr 21 / Sep 21 - 50 Apr 22 / Sep 22 - 78 Apr 23 / Sep 23 - 57</p>	<p>HI 6 Non-domestic Building Fires</p>  <p>Apr 21 / Sep 21 - 16 Apr 22 / Sep 22 - 08 Apr 23 / Sep 23 - 08</p>
<p>HI 7 Fatal Casualties in Non-Domestic Building Fires</p>  <p>Apr 21 / Sep 21 - 0 Apr 22 / Sep 22 - 0 Apr 23 / Sep 23 - 0</p>	<p>HI 8 Non-Fatal Casualties in Non-Domestic Building Fires</p>  <p>Apr 21 / Sep 21 - 5 Apr 22 / Sep 22 - 0 Apr 23 / Sep 23 - 0</p>	<p>HI 9 Unwanted Fire Alarm Signals</p>  <p>Apr 21 / Sep 21 - 86 Apr 22 / Sep 22 - 102 Apr 23 / Sep 23 - 62</p>
<p>HI 10 Road Traffic Collision (RTC) Incidents</p>  <p>Apr 21 / Sep 21 - 08 Apr 22 / Sep 22 - 07 Apr 23 / Sep 23 - 03</p>	<p>HI 11 Fatal RTC Casualties</p>  <p>Apr 21 / Sep 21 - 0 Apr 22 / Sep 22 - 0 Apr 23 / Sep 23 - 0</p>	<p>HI 12 Non-Fatal RTC Casualties</p>  <p>Apr 21 / Sep 21 - 02 Apr 22 / Sep 22 - 04 Apr 23 / Sep 23 - 01</p>
 Below annual headline target	 Above annual headline target	
 Less than 10% above headline target		

3. Priority 1: Local Risk Management and Operational Preparedness

Description

Risk Management and operational preparedness is a key area of work for the SFRS. In Clackmannanshire, this means:

- Knowing what the risks are in Clackmannanshire and then making plans, so we are resilient to respond to any event.
- Being prepared to respond to national threats or major emergencies.
- Developing flexibility to deploy crews, to take on a broadening role within the community.
- Firefighters being quipped to deal with emergencies safely and effectively and our stations being in a constant state of readiness.
- Ensuring that firefighter safety is paramount in everything we do. This will ensure that our personnel are able to meet the challenges we face
- Undertake Operational Reassurance Visits to Hotels within the Clackmannanshire Council region and support best fire safety practices.

Activity

During 1 April 2023 – 30 September 2023 we delivered our training commitment to operational firefighters, whereby we trained and tested their preparedness to deal with:

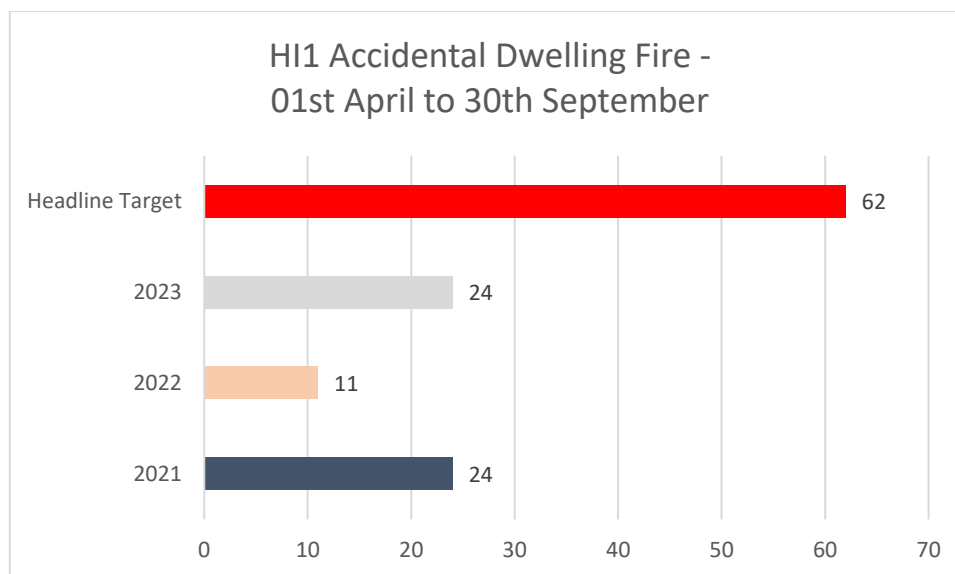
Breathing Apparatus
Fire Behaviour
Road Traffic Collison
Trauma training
Pumps
Ladders
Rope
Water Rescue
Fire Behaviour
Tactical Ventilation
Incident Command

4. Priority 2: Unintentional Harm and Injury

- 4.1 The Building Safer Communities programme is a collaborative initiative which seeks to help national and local partners and communities work together to make Scotland safer and stronger. The programme vision is of a flourishing, optimistic Scotland in which resilient individuals, families and communities live safe from crime, disorder, danger and harm.
- 4.2 In October 2016 a strategic assessment of Unintentional Harm in Scotland was completed. This assessment aims to provide a picture across Scotland and is intended for use as a resource of information for policy makers and local practitioners. This is the first time that the different sources of relevant data and information that inform incidents of unintentional harm in Scotland has been put together into one single strategic assessment.
- 4.3 The strategic assessment is designed to complement the wide range of good work that is underway across the country, both at national and local partnership level. In so doing it provides a snapshot in time of trends and is designed to inform strategic planning and help direct future action and intervention.
- 4.4 In setting this out, the strategic assessment identifies five areas of priority, representing both those identified as most at risk of unintentional harm; and those areas for focus of partnership activity:
- Under 5s
 - Over 65s
 - areas of increased deprivation
 - strategic data gathering, analysis and sharing
 - bridging the gap between strategy and delivery
- 4.5 The strategic assessment is complimented by a summary document that captures the main findings and recommends for some next steps to action. Case studies and a short literature review of interventions to prevent and reduce unintentional harm have also been produced.
- 4.6 In addition, a number of thematic briefing papers are available for practitioners which cover key points relating to specific unintentional harm and set out in clear format the key trends and considerations relating to:
- Children and Young People
 - Older People
 - Deprivation
 - Home Safety
 - Road Safety
 - Outdoor Safety
- 4.7 SFRS continue to be an active member of the Forth Valley Local Resilience Partnership and share appropriate information
- 4.8 Appendix 1 provides a summary of activities SFRS has undertaken to improve community resilience through preventative and multi-agency initiatives.

5. Priority 3: Domestic Fire Safety

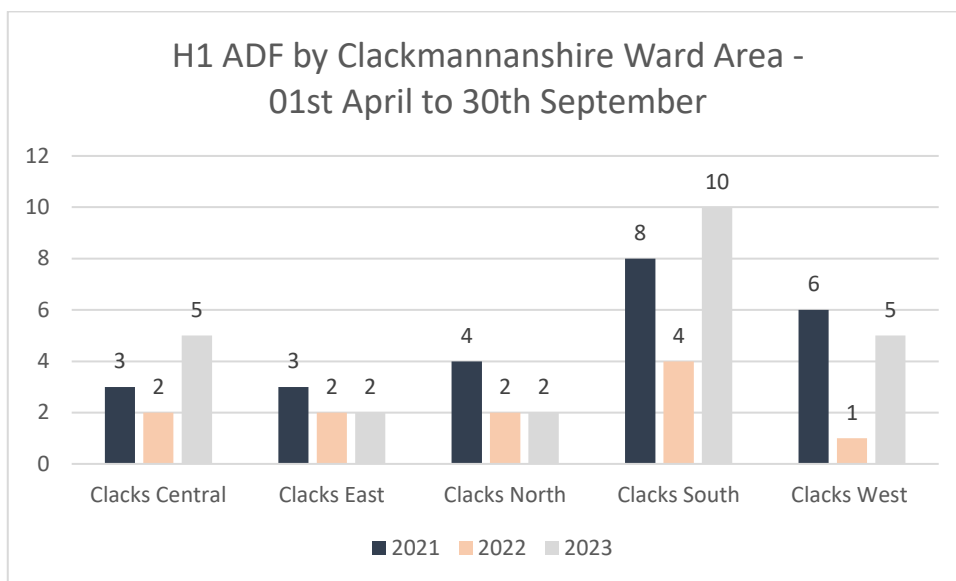
- 5.1 **Accidental Dwelling Fires (ADF)** have risen to 2021 levels with 24 incidents recorded. This is an increase of 13 from the previous reporting period but still tracking to be below the annual headline figure of 62.



Graph 1: H11 - Accidental Dwelling fires 1st April – 30th September 2023 and previous two years of reporting figures.

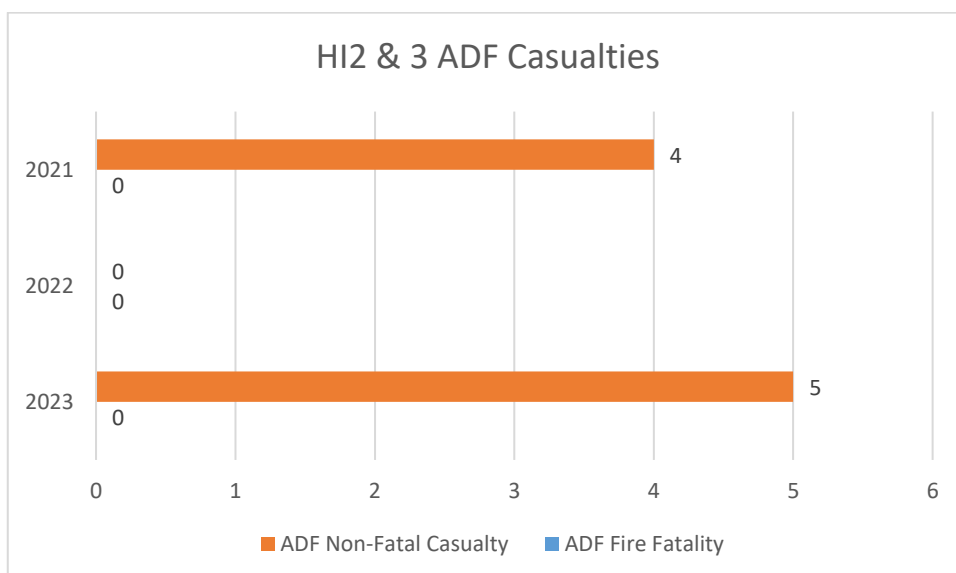
- 5.2 16 incidents were recorded within single occupancy properties, seven within residential flats and one within sheltered housing.
- 5.3 41% of ADF fires were linked to cooking appliances (10). 14 were linked to adults within the age range of 18-64 and four aligned to elderly residents (over 65).
- 5.4 The main location of fire was identified as the Kitchen (16), with the second largest location frequency being the Livingroom (4).
- 5.5 It is disappointing to identify that approximately half of all properties (13) had smoke detection present and that three of these did not operate/assist in raising alarm (on these occasions there may have been insufficient products of combustion to activate alarm, fire discovered by person.).
- 5.6 45% of the incidents required direct SFRS intervention (11) with the remainder either extinguished prior to SFRS arrival or by removal from property.
- 5.7 Of the 24 incidents recorded there was a requirement on 10 occasions for SFRS support to assist occupants either remove themselves from the property or assist relocate products of combustion from the property.
- 5.8 The information above describes a stable trend in fire reduction and severity. This can be attributed to improved fire safety awareness but requires collective efforts to increase access to effective fire detection which gives an early warning of fire in line with new Scottish Government Smoke Detection laws which came into effect 01 February 2022.

5.9 Other demographics of note include most prevalent time of day for an ADF was either 15:00 or 18:00 (3 respectively). April had the greatest frequency of ADFs (6) and Sunday had the greatest instances of ADFs.



Graph 2 – 3 Year Breakdown of ADF incidents by Clackmannanshire Council Ward within reporting period of 1st April to 30th September.

5.10 SFRS are pleased to confirm that there were no **ADF Fatal casualties** within this reporting period.



Graph 3 – HI2 and HI3 – ADF Fatalities and Non-Fatal casualties.

5.11 **ADF Non-fatal fire casualties** has increased to five from the previous reporting period. Whilst thankfully still low in frequency this has seen a return to comparative figures recorded in 2021.

- 5.12 It is reassuring however, that medical oxygen was only administered on one occasion and only one casualty was transported to hospital with injuries appearing slight.

Indicator Description

The largest single type of primary fire in Clackmannanshire is accidental fires in the home and their prevention is a key focus of the Service's community safety activity.

HI 1 – Accidental Dwelling Fires (ADF)

As a headline target, the aim is to reduce the rate of ADF's, in a growing Clackmannanshire population, by keeping these fires **below 62**, each year.

HI 2 – ADF Fatal Casualties

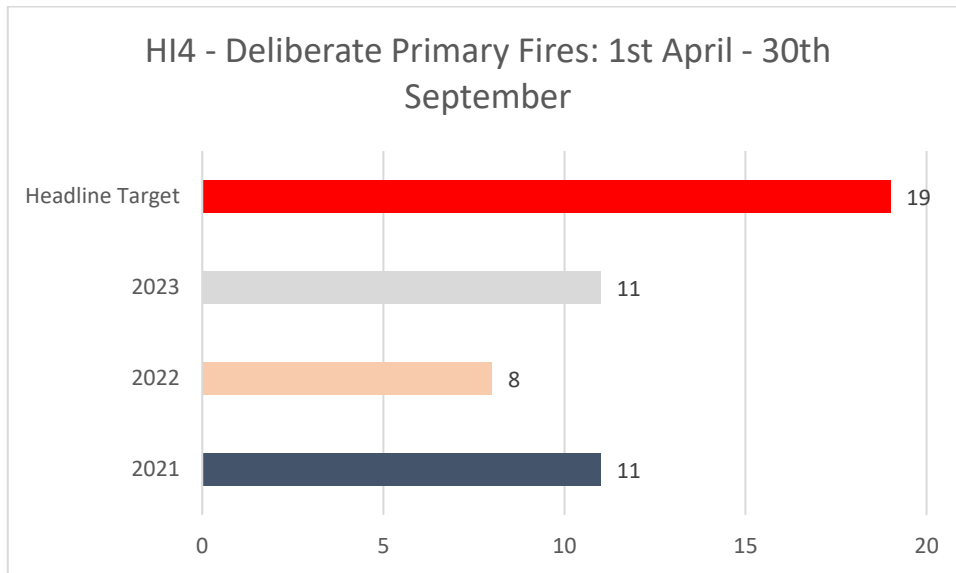
This indicator counts those people for whom fire has been clearly identified as the cause of death, even if they die some-time after the actual fire. Those who die at, or after, the fire but where fire is **not** identified as the cause of death are not included in these figures.

HI 3 – ADF Non-Fatal Casualties

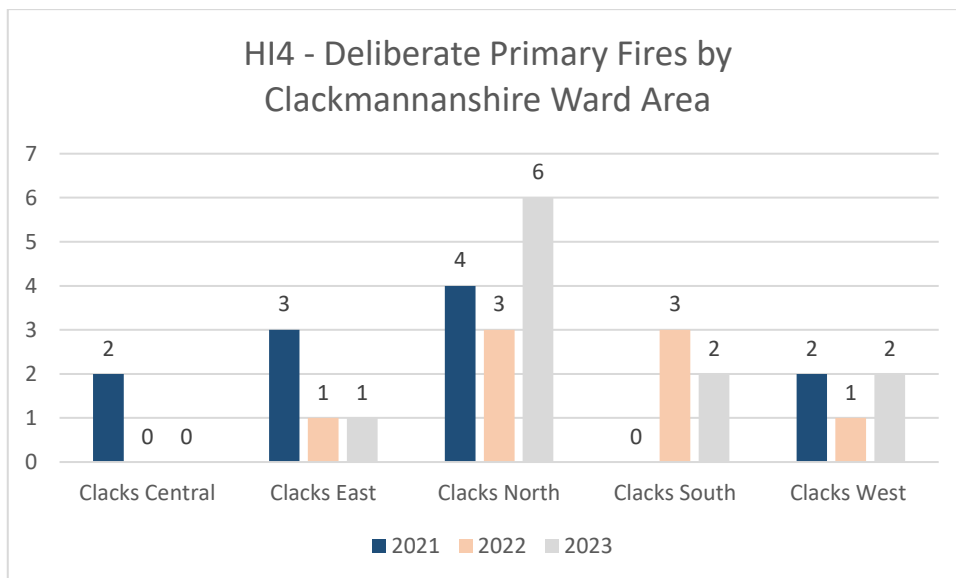
This headline target counts all types of non-fatal fire injury in the home, including precautionary checks. As a headline target, the aim is to reduce the risk of injury from fire in the home, in an increasing Clackmannanshire population.

6. Priority 4: Deliberate Fire Setting

- 6.1 **Deliberate Primary Fires** accounted for 11 incidents within the Clackmannanshire Council area for the reporting period. This sees a slight increase of three from the previous reporting period but is below the headline annual target set as 19 as per the local plan.
- 6.2 The main incident type recorded during this period was woodland/crops with three events. Within the Urban setting, outdoor structures such as garden sheds were recorded as being the victim of deliberate fire setting.
- 6.3 Ten of the incidents required SFRS direct intervention to either extinguish or isolate/remove combustible products from premises.



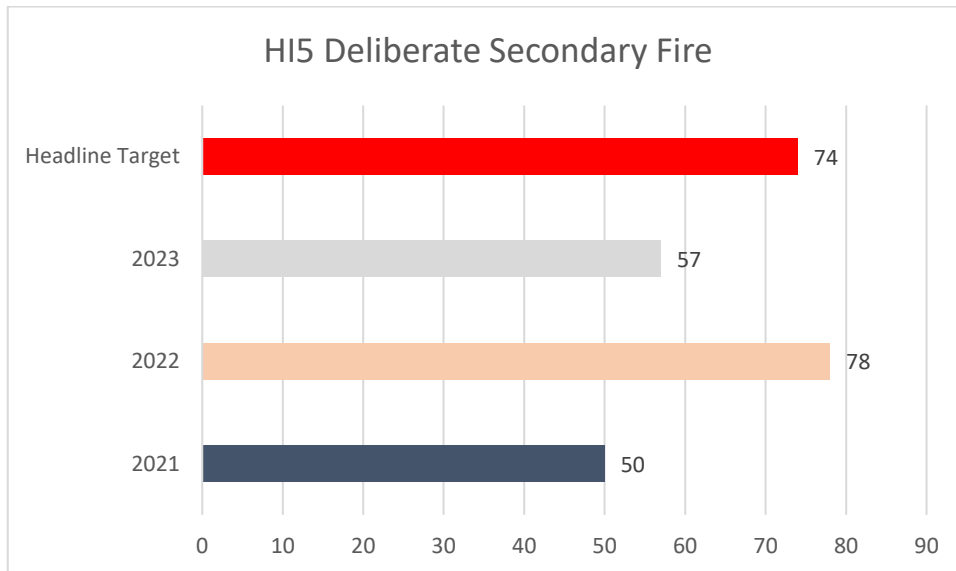
Graph 4 – HI4 Deliberate Primary Fires 1st April – 30th September 2023 and previous two years of reporting figures.



Graph 5 – Breakdown of Deliberate Primary Fires by Clackmannanshire Council Ward

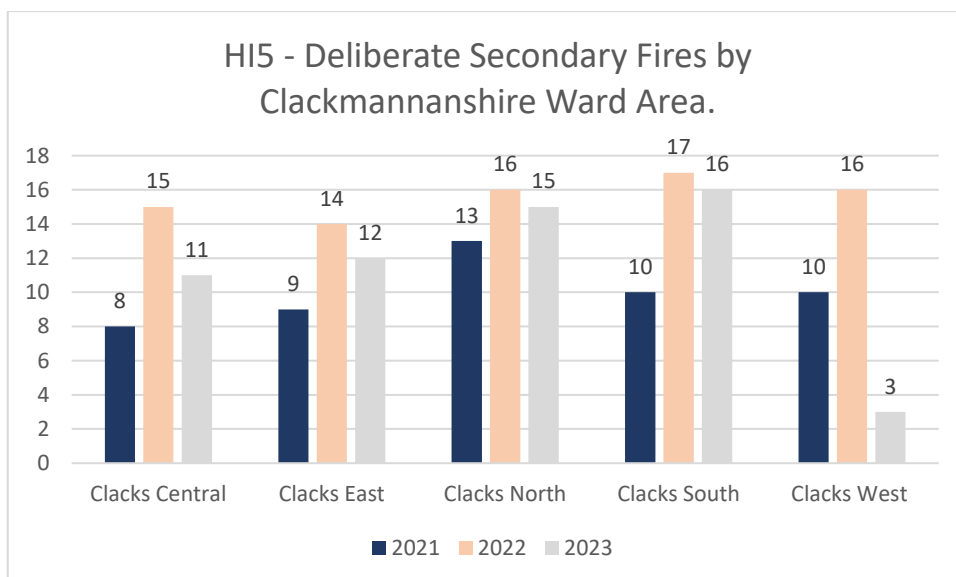
6.4 Clackmannanshire Council experienced 57 **Deliberate Secondary Fires** within this reporting period. This is a reduction of 27% from the previous reporting year and below the three-year average of 62 incidents.

6.5 The two highest incident types involved either roadway/public access grass verges or loose refuse. Four incidents were linked to Wheelie Bins.

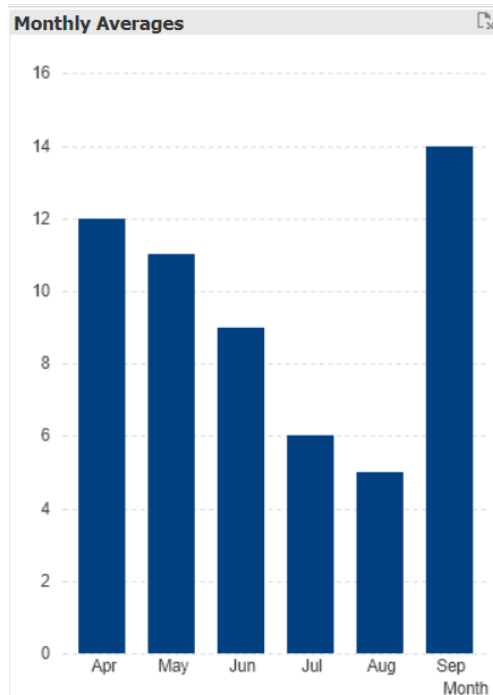


Graph 6 – HI5 Deliberate secondary fires 1st April – 30th September 2023 and previous two years of reporting figures.

- 6.6 As part of SFRS’ deliberate fire reduction strategy we continue to actively target schools in high activity areas to deliver talks regarding the dangers and consequences of deliberate fire setting. These talks take place normally in April and October, which are the peak periods of activity.
- 6.7 We will continue to work with our Police and Local Authority partners to identify deliberate fire setting incidents early to ensure that solutions are implemented to prevent further incidents. We will also liaise with premises occupiers, particularly in town centres, to give advice on refuse storage and security which can be a cause of deliberate fires.



Graph 7 – Deliberate Secondary Fires by Clackmannanshire Council Ward



Graph 8 – Deliberate Secondary Fire incidents by month.

Indicator Description

These headline and indicators targets account for all types of fire that are believed to have been started intentionally, and are categorized as Deliberate Fires and Deliberate Secondary Fires.

HI 4 – Deliberate Primary Fires

These deliberate fires cover the following types:

- Fires in the home
- Fires in non- domestic buildings
- Fires in motor vehicles

As a headline target the aim is to reduce the rate of deliberate primary fires in Clackmannanshire by keeping these fires **below 19** each year

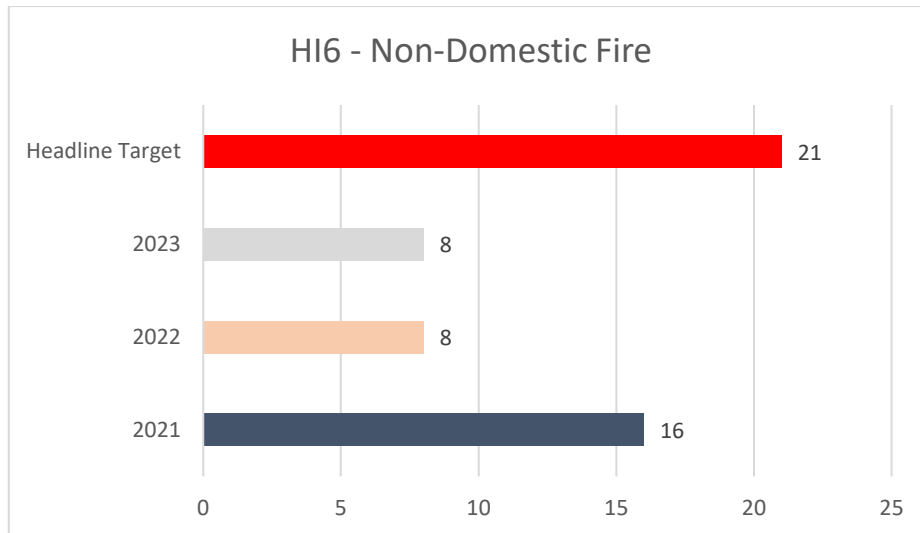
HI 5 – Deliberate Secondary Fires

These deliberate fires cover the majority of outdoor fires including grassland and refuse fires and includes fires in derelict buildings, but not chimney fires.

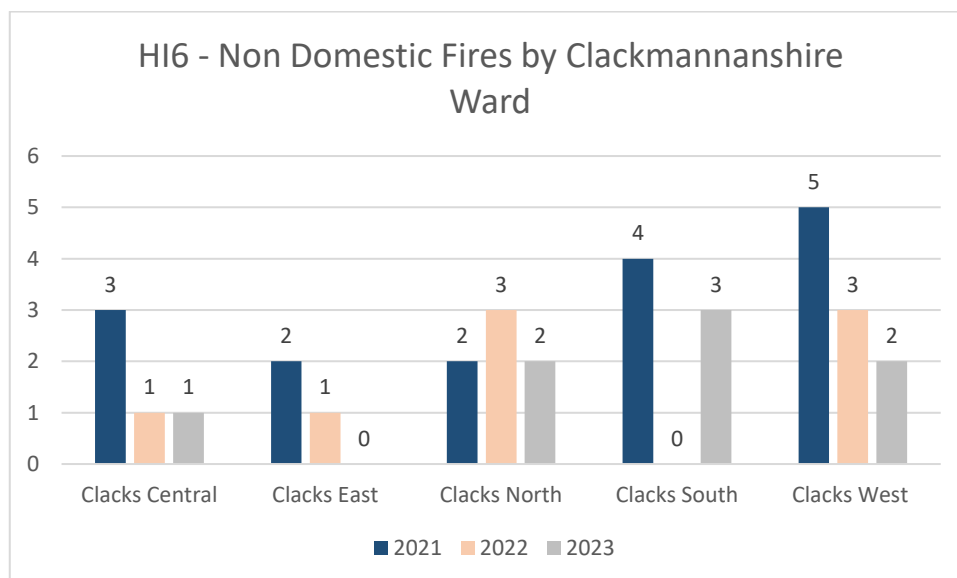
As a headline target the aim is to reduce the rate of deliberate secondary fires in Clackmannanshire by keeping these fires **below 74** each year

7. Priority 5: Built Environment

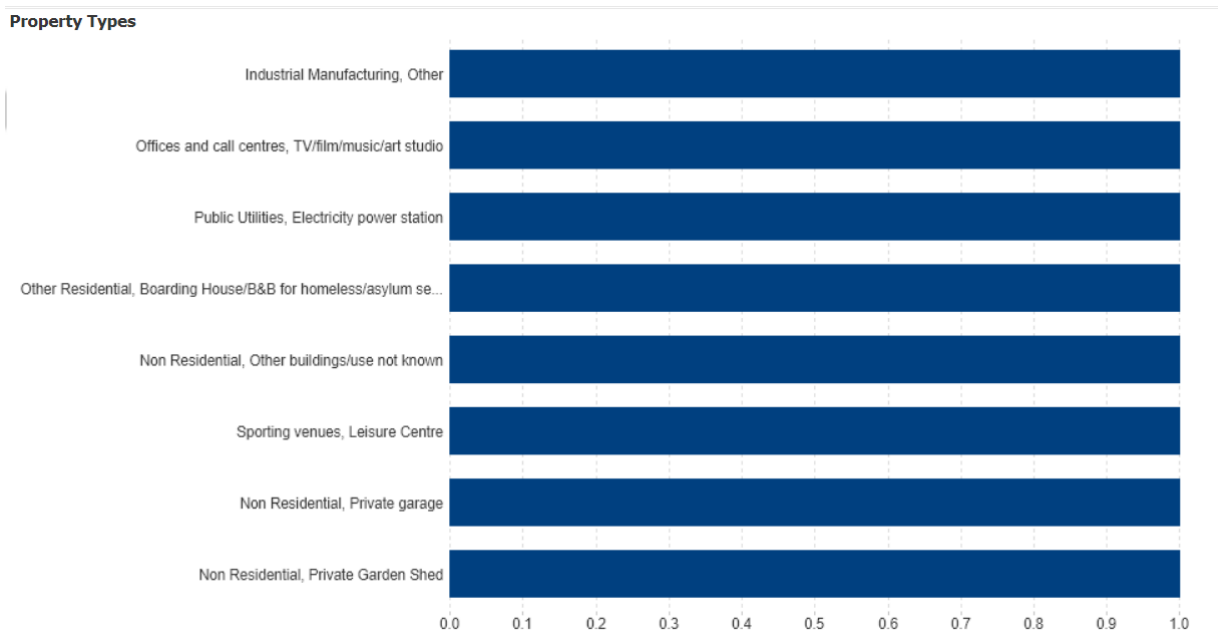
7.1 **Non-Domestic Building Fires** equated to eight incidents for this reporting period. This is on par with the previous reporting period and below the 16 experienced in the same period of 2021.



Graph 9 – HI6 Non-Domestic building fires 1st April – 30th September 2023 and previous two years of reporting figures

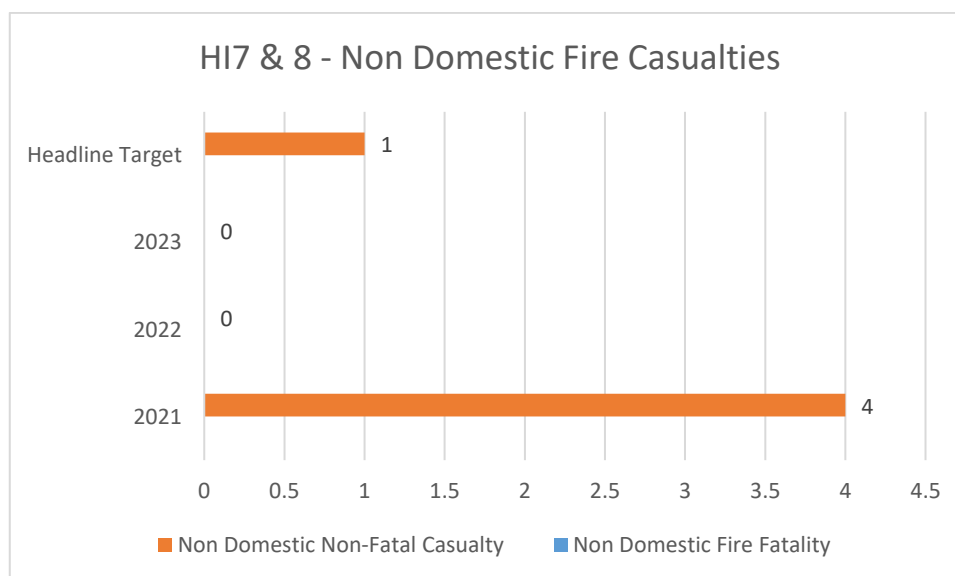


Graph 10 – Non-Domestic Building Fires by Clackmannanshire Council Ward



Graph 11 – Non-domestic Building fires recorded by property type.

- 7.3 62% (5) of the reported incidents were identified as accidental with the main causes of fire being reported as overheating or faulty equipment.
- 7.4 Four incidents identified that damage was contained to the initial room of origin and one which resulted in damage to the entire building.
- 7.5 SFRS are pleased to advise that there were no reported **Fire fatalities** or **Non-Fatal Fire Casualty** in non-domestic buildings within this reporting period.



Graph 12 – HI7 & 8 Non-Domestic Fire Fatalities and Non-Fatal Casualties 1st April – 30th September 2023.

- 7.6 We continue to deliver a programme of fire safety audits in relevant premises - as detailed within section 78 of the Fire (Scotland) Act 2005 - identified as high risk on an ongoing basis. We also complete thematic audit programmes where patterns emerge of incidents in a particular risk group such as Hotels.

- 7.7 As well as the audit programmes described above, we also deliver ‘post fire audits’ which take place as soon as possible after a fire has occurred in premises. The purpose of these audits is to deliver further fire safety advice to the premise’s occupier, and to identify any issues which could be used to inform other similar premises types in order to prevent further incidents of a similar nature.

Indicator Description

These headline and indicators targets cover the types of non-domestic buildings applicable to Part 3 of the Fire (Scotland) Act 2005 and is designed to reflect the effectiveness of fire safety management in respect of these types of building. These include buildings like Care Homes, Hotels, and hospitals

HI 6 Non-domestic Building Fires Applicable to the Act

As a headline target, the aim is to reduce the rate of accidental fires in non-domestic buildings (where the Act applies), by keeping these fires **below 21**, in Clackmannanshire each year.

HI 7 Fatal Fire Casualties in Non- Domestic Building Fires Applicable to the Act

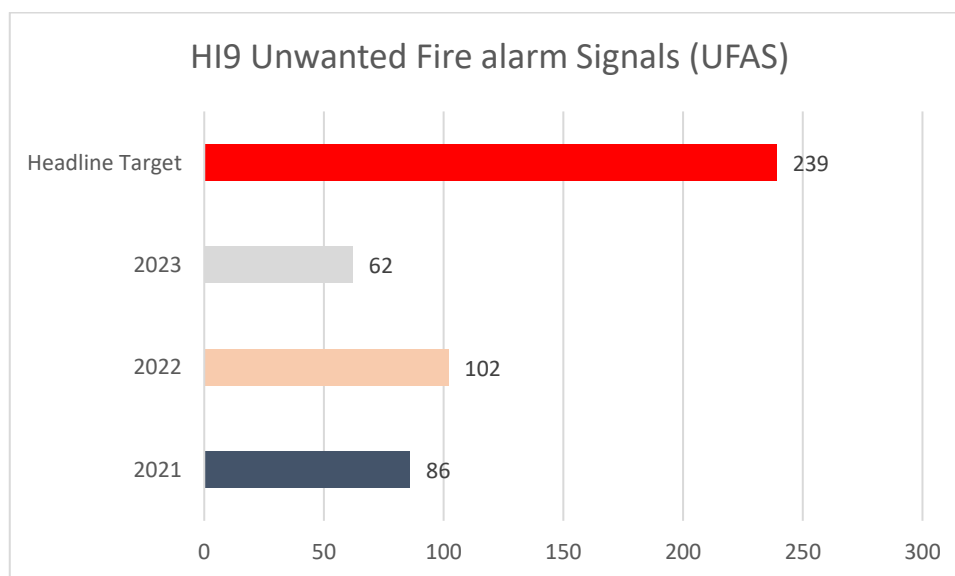
As a headline target the aim is to have **0 Fatal Fire Casualties** in Non- Domestic buildings.

HI 8 Non – Fatal Fire Casualties in Non-Domestic Building Fires Applicable to the Act

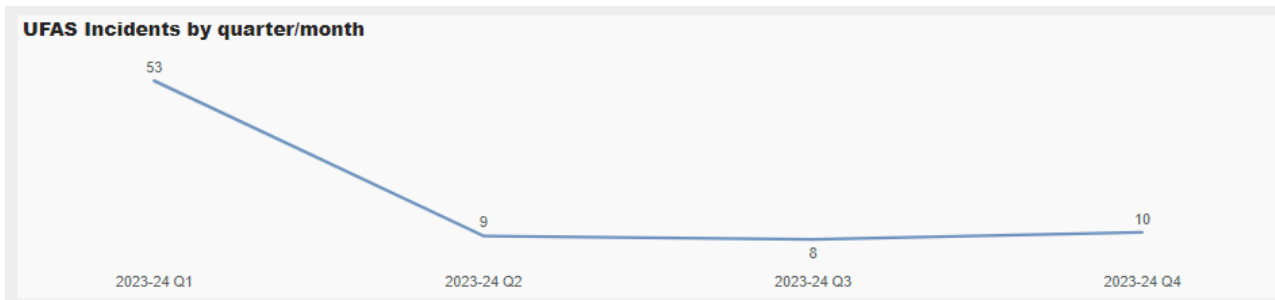
As a headline target, the aim is to reduce the rate of Non-Fatal Fire Casualties in Non-Domestic Buildings by keeping these below **1**, in Clackmannanshire each year.

8. Priority 6: Unwanted Fire Alarm Signals

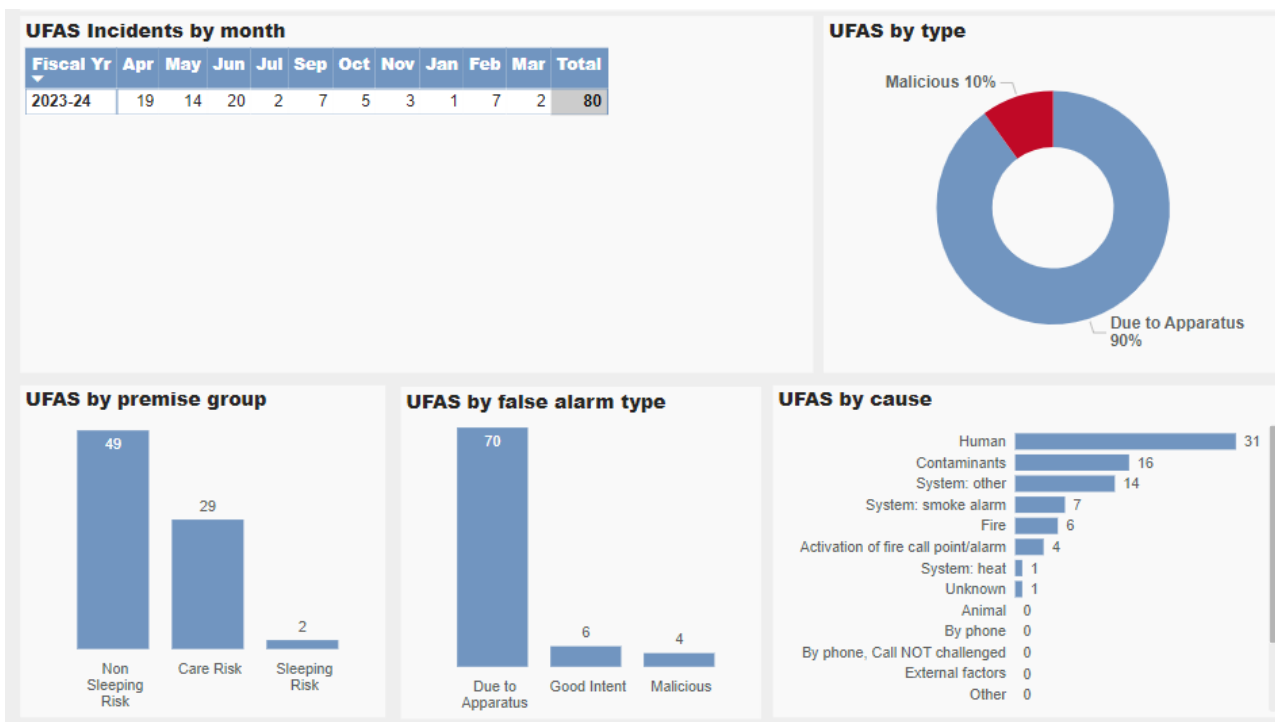
- 8.1 SFSR reports **Unwanted Fire Alarm Signals (UFAS)** of 62 for the first two quarters of 2023-24. This is a reduction of 39% (40) from the 2022-23 reporting period.



Graph13 – HI9 UFAS 1st April – 30th September 2023 and previous two years of reporting figures.

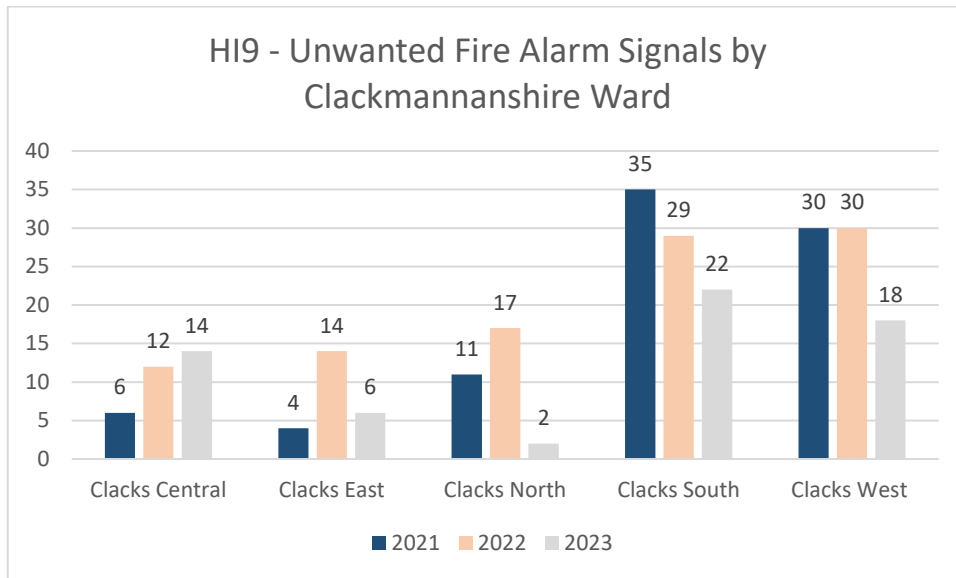


Graph 14 – UFAS incident data to date 2023-2024 following implementation of new UFAS response Policy.

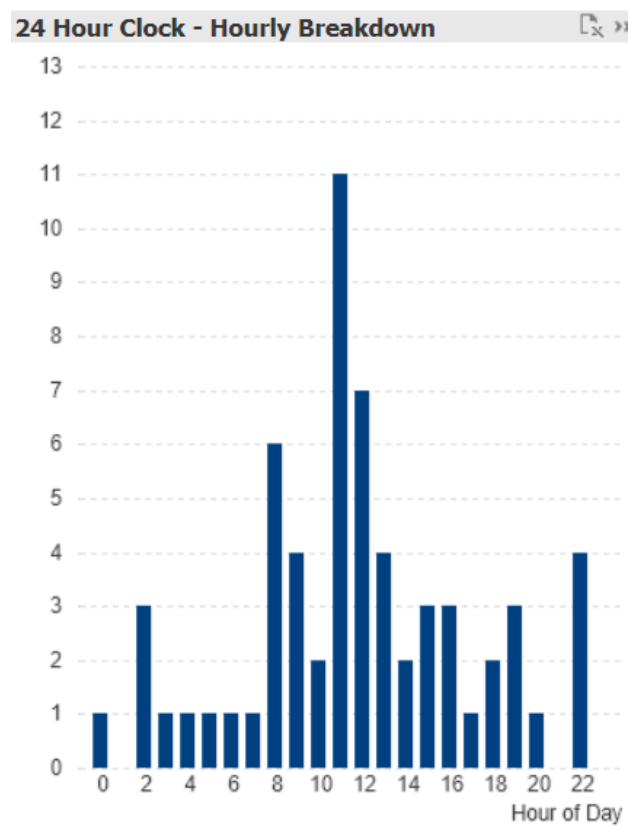


Graph 15 – UFAS incident data and cause of alarm for Clackmannanshire Council Area.

- 8.2 UFAS Reduction Strategies continue to be managed and monitored by a 'UFAS Champion' who contacts premises occupiers after each UFAS incident, to discuss the activation, as well as strategies to reduce or eliminate.
- 8.3 Data has been included to demonstrate efforts to reduce UFAS following the implementation of the new UFAS response policy on 01 July 2023. Clackmannanshire continues to experience UFAS incidents involving both sleeping and non-sleeping risks (the latter are not exempt from the policy) however the data is demonstrating positive outcomes and improvements in this area of reporting. We remain committed to supporting Premises Duty Holders achieve high levels of fire safety and the UFAS Champion continues to engage robustly with duty holders across all sectors to address spikes and drive these types of incidences down.

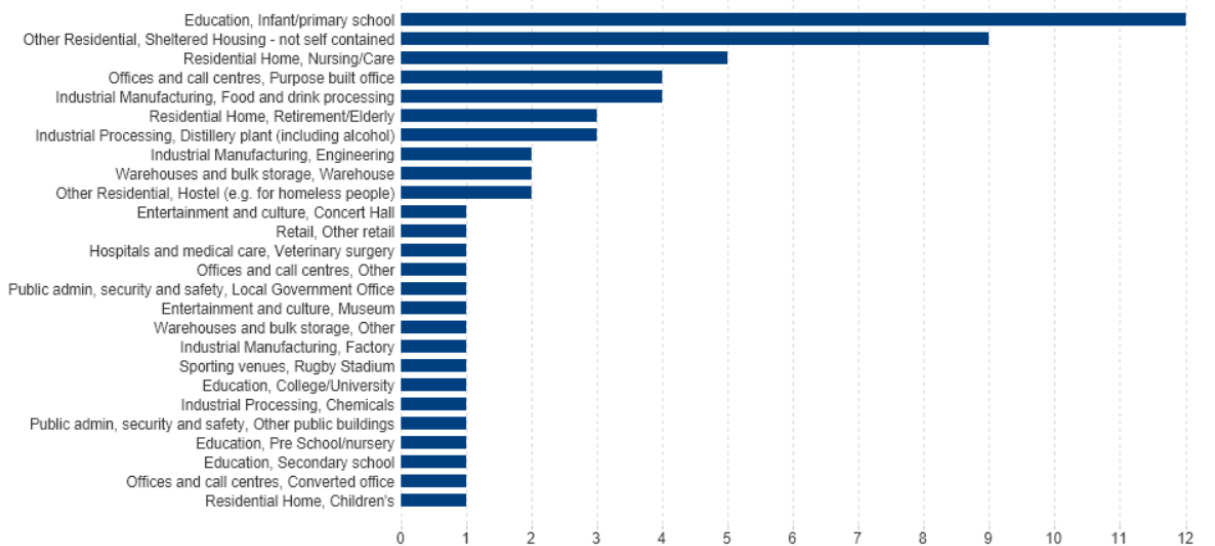


Graph 16 – Unwanted Fire Alarm Signals (UFAS) by Clackmannanshire Council Ward



Graph 17 – Unwanted Fire Alarm Signal (UFAS) reported by time of day within Clackmannanshire Council area.

Property Types



Graph 18 – Unwanted Fire Alarm Signal (UFAS) by premises type within Clackmannanshire Council area.

Indicator Description

Automatic Fire Alarms (AFA) are fundamental to providing early warning from fire, giving people the chance to evacuate safely. However, to be effective, they must be properly installed, and a good fire safety management regime must be in place by the duty holder, so they do not activate where there is no fire.

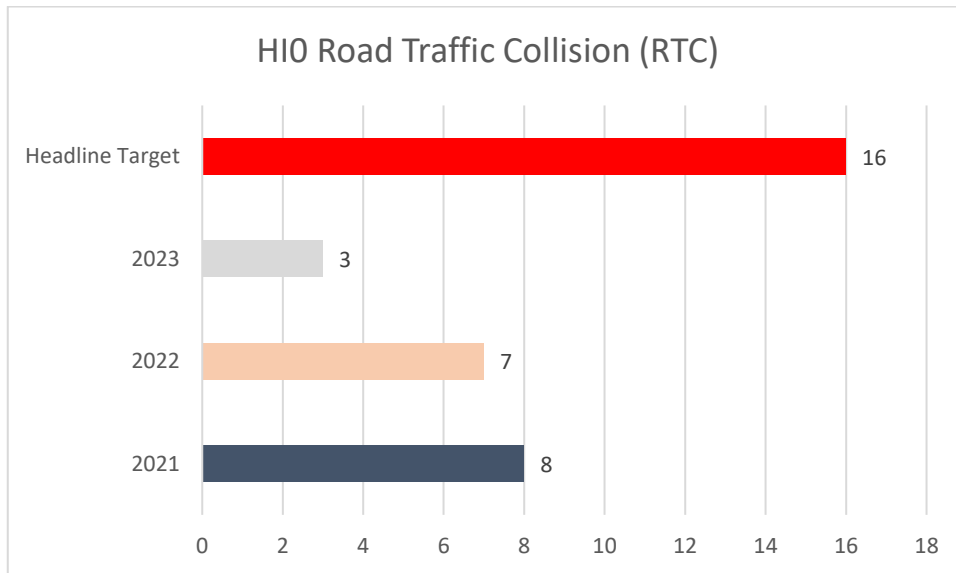
Every Unwanted Fire Alarm Signal (UFAS) from an AFA has an impact in terms of unnecessary blue light journeys, redirecting SFRS resources away from other activities such as community safety work and causing considerable disruption to businesses.

HI 9: Unwanted Fire Alarm Signals (UFAS)

As a headline target, the aim is to improve fire safety management and awareness, by reducing the number of attendances to unwanted fire alarm signals from automatic systems in non-domestic buildings to **less than 239** each year.

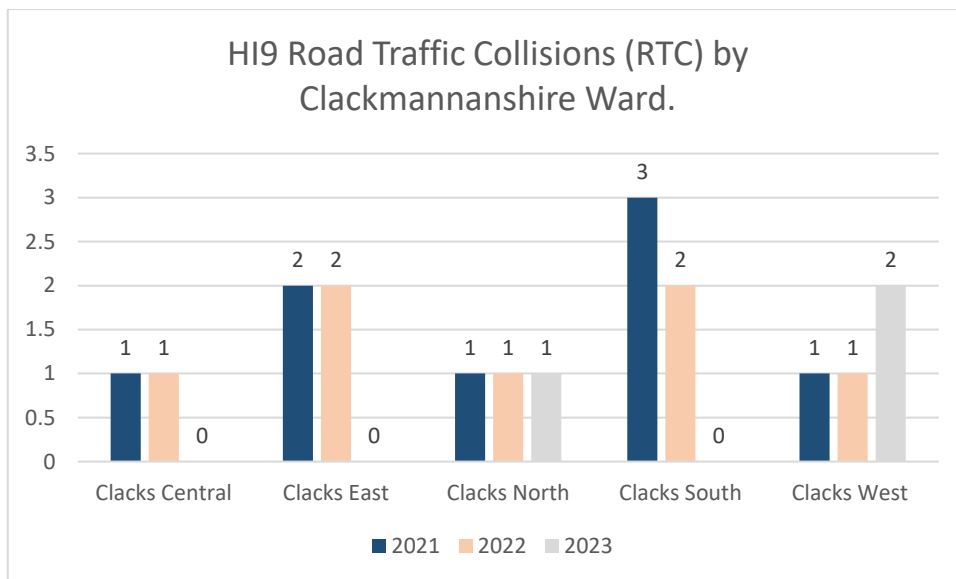
9. Priority 7: Transport and Environment

9.1 SFRS were mobilised to three **Road Traffic Collision (RTC)** Incidents within the first two quarters of 2023-2024 which sees a decrease of four from the previous reporting period and is tracking to be below the annual headline target of 16.



Graph 19 – H10 Road Traffic Collision (RTC) attendances 1st April – 30th September 2022-23 and previous two years of reporting figures

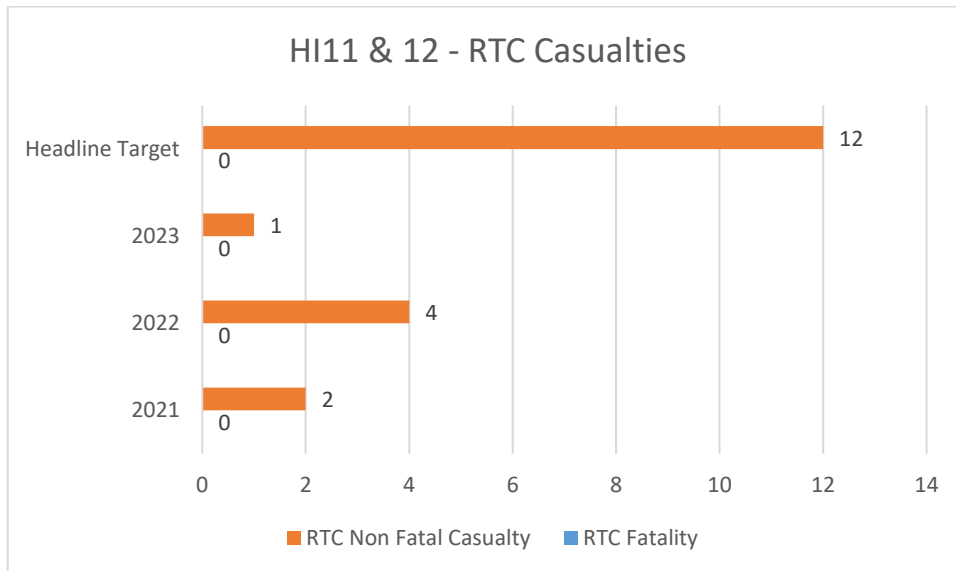
9.2 All of the RTCs reported involved a private domestic car.



Graph 20 – RTC incidents by Clackmannanshire Council Ward

9.3 SFRS are pleased to report that there were no **Fatal RTC Casualties** for this reporting period and only one associated **RTC Non-Fatal Casualty**. This individual was identified as the driver of the vehicle involved and was transported to hospital with injuries that appeared to be slight.

9.5 This reporting period sees a decrease in the number of non-fatal casualties by three and is tracking to be below the headline annual target of no more than 12 non-fatal RTC casualties.

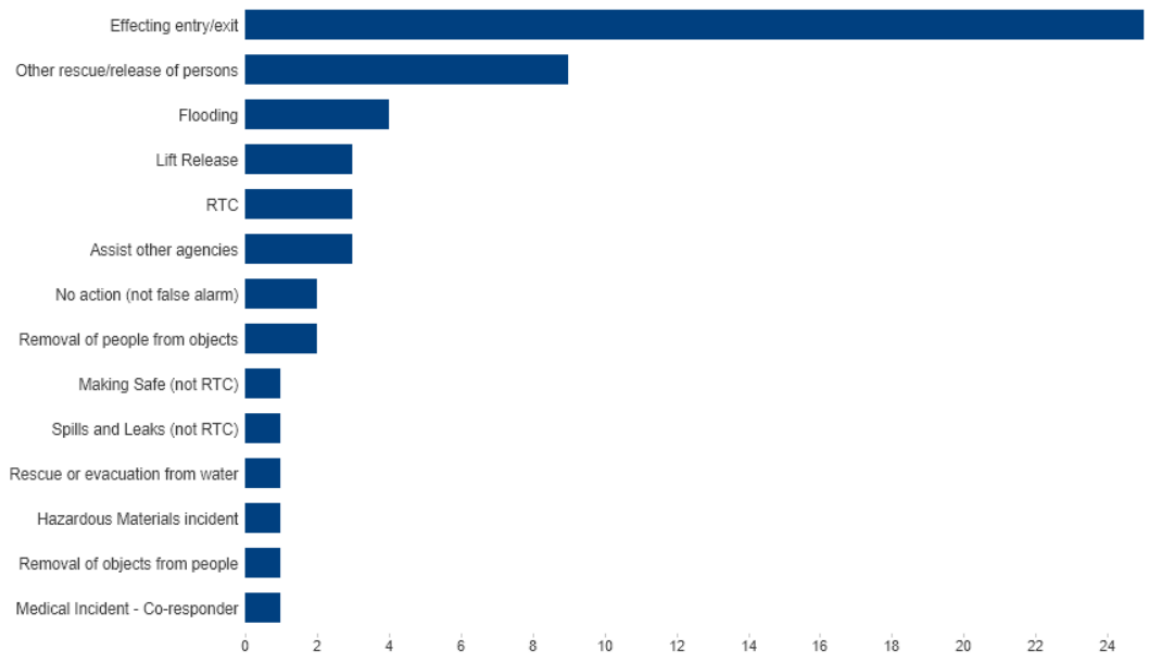


Graph 21 – HI11 & 12 RTC related Fatal and Non-Fatal Casualties 1st April –30th September 2023.

9.6 No persons required extrication/Release from their vehicle by means of Pneumatic Rescue Equipment.

9.7 **Special Service / Water Related Incidents** - Water related incidents caused by environmental factors are thankfully rare. Four water related incidents were attended during this period. Of this, SFRS actions involved making properties safe following localised pluvial flooding.

There was one reported incident which required trained SFRS Water Rescue personnel to enter waterways to perform rescues or assist in removal of persons from inland water.



Graph 22 – Special Service Incidents 1st April – 30th September 2023

Indicator Description

The SFRS has become increasingly involved in more non-related fire prevention work, in support of its role in promoting the wider safety and wellbeing of its communities. The headline indicators and targets reflect the fact that most of the non-fire related incidents attended by the SFRS in Clackmannanshire are RTC incidents.

HI 10: RTC Incidents

As a headline target, the aim is to reduce the rate of RTC's in Clackmannanshire, by keeping them **below 16** each year.

HI 11: Fatal RTC Casualties

As a headline target, the aim is to reduce the risk of death from RTC's in Clackmannanshire, by keeping **0** Fatal RTC Casualties

H12: Non- Fatal RTC Casualties

As a headline target, the aim is to reduce the risk of injury from RTC's in Clackmannanshire by keeping them **below 12** each year

10. Conclusions

Specific indicators, including Accidental Dwelling Fires and Fire Casualties have continued to remain low in frequency. The severity of those accidental dwelling fires has also decreased significantly. This statement remains the same for the number of Deliberate Primary and Secondary fires, Non- Domestic fires, RTC's and RTC casualties.

SFRS has historically seen a significant level in the number of Unwanted Fire alarm signals however we are confident that subsequent annual performance reports will see a continued reduction in such events following the implementation of our new UFAS "Time for Change" response policy which goes live on the 01 July 2023.

We will continue to manage demand reduction strategies linking in with key partner agencies to create a safer place to live, work and visit with some wider partnership work examples undertaken below.

Appendix 1 – Community Safety Engagement Activities – Clackmannanshire Council Area

Home Fire Safety Visits (HFSV) – 01/04/23 to 30/09/23	
High Risk	133
Medium Risk	89
Low Risk	47
Total Completed	269
Adult Protection (AP1) Referrals	16
Adult Protection (AP1) Case Conference	1
Safe and Well visits	SFRS National Pilot finished (Phase 1) Await updates from Governance.

Post Domestic Incident Response	51
---------------------------------	----

Safety Equipment Dispensed – 01/04/23 to 30/09/23	
Fire retardant bedding	3
Fire retardant throws	3
Ashtrays	0
Letterbox defenders	7

Community Safety Engagement Activities – 01/04/23 to 30/09/23	
Partner training	3 Community Engagement events incorporating MECCS fire risk recognition and referral pathway training and Transform Forth Valley.
Community Justice	1 event at HMP Prison Glenochil, establishment of Life Skills Courses.
Hoarding / Home Fire Safety	2 stalls within CGL and MECS Office promoting the risk recognition and referral pathways as part of National Hoarding Awareness Week (May). Visits to Alzheimer Scotland Carer Group including 15 carers. within area to include Alzheimer Scotland Carers Group. engagement events relating to Home Fire Safety incorporating Group talks and HFSV exercises.
Anti-Social Behaviour (ASB)	11 ASB Workshops, Patrols and Partner events responding to areas of concern, known hotspots and community groups within areas of high risk to include Maple Court, Travelling community camps and Alloa Town Centre. Various school visits and Primary school and Secondary school within locality.
Bonfire Community Engagement	Alloa Academy – 125 S2 pupils All Primary School received engagement within Clackmannanshire council area by Operational Crews.
Water Risk Community Events	7 recorded activities including stalls at Alva Academy (500+ pupils) and primary schools. Patrols with partners at identified water hotspots including Powmill Quarry
Road Safety Event	3 events to include Forth Valley College, and Parents groups.
Seasonal Thematic Action Plans (TAP)	Spring TAP – 11 activities by Operational crews to include ASB, Secondary Fire interventions, Open day at Alloa Fire station

	<p>and support to community led gala days and summer events.</p> <p>Summer TAP – 10 activities by Operational crews to Reduce fire-related anti-social behaviour, deliberate primary, and secondary fires. Reduce the number of fires in derelict/unoccupied buildings. Reduce the number of fires involving refuse/rubbish. Reduce the number of outdoor fires involving grass/ heather/heathland and/or forested areas. Promote fire safety within seasonal sleeping risks. Promote water safety. Reduce the number of fires and accidents involving boats, leisure craft and ferries. Contribute to the delivery of summer road safety initiatives.</p>
Corporate Parenting Events	Attendance at Corporate Parenting events including “Oor Clacks”, Children and Young People’s Strategic Partnership and Clackmannanshire Councils People Directorate celebration event with 500+ attendees.

Appendix 2 - Acts of Violence

There were **no** reports of acts of violence towards firefighters during the reporting period, which reflects on the positive partnership working carried out within the Clackmannanshire Council area.

Appendix 3 – On-Call Recruitment and Retention

	Target Operating Model	No. Of Personnel	Vacancies	Notes of Interest	Recruitment Pathway
Alloa	15	14	1	4	3
Tillicoultry	15	11	3	3	4

SFRS continues to experience challenges on a national scale in recruitment and retention of On Call Firefighters. Clackmannanshire Council is no different however in 2023-24 we are embarking on a local recruitment drive #YouareSFRS accompanied by increased visibility and open-door events. SFRS would like to thank elected members for their support and contributions towards preparation for this.

Background Papers

SFRS Local Fire and Rescue Plan for Clackmannanshire Local Authority Area 2021. Link - [Document | Scottish Fire and Rescue Service \(firescotland.gov.uk\)](#)

Report Contact: Lee Turnock

Group Commander

Clackmannanshire - Fife – Stirling LSO

Scottish Fire and Rescue Service

Email – lee.turnock@firescotland.gov.uk

